
HOUSING AND COMMUNITY DEVELOPMENT PLAN

2020-2024

*St. Joseph County
Housing Consortium*

City of South Bend
City of Mishawaka
St. Joseph County



Table of Contents

PART I. ES: EXECUTIVE SUMMARY

ES-05	Executive Summary – 24 CFR 91.200(c), 91.220(b)	1
1.	Introduction	1
2.	Summary of the Objectives and Outcomes Identified in the Plan	25
3.	Evaluation of Past Performance	29
4.	Summary of Citizen Participation Process and Consultation Process	29
5.	Summary of Public Comments.....	30
6.	Summary of Comments or Views Not Accepted and the Reasons For Not Accepting Them	30
7.	Summary	30

PART II. PR: THE PROCESS

PR-05	Lead & Responsible Agencies – 91.200(b)	31
1.	Agency/Entity Responsible for Preparing/Administering the Plan	31
PR-10	Consultation - 91.100, 91.200(b), 91.215(l).....	32
1.	Introduction	32
2.	Agencies, Groups, Organizations, and Others Who Participated in the Process and Consultations	34
PR-15	Citizen Participation	76
1.	Summary of citizen participation process	76

PART III. NA: NEEDS ASSESSMENT

NA-05	Overview	81
NA-10	Housing Needs Assessment - 24 CFR 91.205 (a,b,c).....	82
NA-15	Disproportionately Greater Need: Housing Problems - 91.205 (b)(2)	92
NA-20	Disproportionately Greater Need: Severe Housing Problems - 91.205 (b)(2).....	95
NA-25	Disproportionately Greater Need: Housing Cost Burdens - 91.205 (b)(2)	98
NA-30	Disproportionately Greater Need: Discussion - 91.205 (b)(2).....	100
NA-35	Public Housing - 91.205 (b)	102
NA-40	Homeless Needs Assessment - 91.205 (c)	108
NA-45	Non-Homeless Special Needs Assessment - 91.205 (b,d)	114
NA-50	Non-Housing Community Development Needs - 91.215 (f).....	117

PART IV. MA: MARKET ANALYSIS

MA-05 Overview	119
MA-10 Number of Housing Units - 91.219 (a) & (b)(2)	120
MA-15 Housing Market Analysis: Cost of Housing 91.210(a)	123
MA-20 Housing Market Analysis: Condition of Housing - 91.210(a)	127
MA-25 Public and Assisted Housing - 91.210 (b)	131
MA-30 Homeless Facilities and Services - 91.210 (c)	135
MA-35 Special Needs Facilities and Services - 91.210(d)	137
MA-40 Barriers to Affordable Housing - 91.210 (e)	140
MA-45 Non-Housing Community Development Assets - 91.215 (f)	144
MA-50 Needs and Market Analysis Discussion	150

PART V. SP: STRATEGIC PLAN

SP-05 Overview	152
SP-10 Geographic Priorities - 91.215 (a)(1)	157
SP-25 Priority Needs - 91.215 (a)(2)	160
SP-30 Influence of Market Conditions - 91.215 (b)	167
SP-35 Anticipated Resources - 91.215 (a)(4), 91.220 (c)(1,2)	168
SP-40 Institutional Delivery Structure - 91.215 (k)	174
SP-45 Goals Summary - 91.215 (a)(4)	177
SP-50 Public Housing Accessibility and Involvement - 91.215(c)	185
SP-55 Barriers to Affordable Housing - 91.215 (h)	186
SP-60 Homelessness Strategy - 91.215 (d)	190
SP-65 Lead Based Paint Hazards - 91.215 (i)	194
SP-70 Anti-Poverty Strategy - 91.215 (j)	196
SP-80 Monitoring - 91.230	198

PART VI. ANNUAL ACTION PLAN

AP-15 Expected Resources – 91.220(c)(1,2)	199
AP-20 Annual Goals & Objectives	205
AP-35 Projects – 91.220(d)	209
AP-38 Project Summary	212
AP-50 Geographic Distribution – 91.220(f)	223
AP-55 Affordable Housing – 91.220(g)	226
AP-60 Public Housing – 91.220(h)	228
AP-65 Homeless and Other Special Needs Activities – 91.220(i)	230

AP-75 Barriers to Affordable Housing – 91.220(j)	234
AP-85 Other Actions – 91.220(k)	238
AP-90 Program Specific Requirements – 91.220(l)(1,2,4)	243

PART VII. EXHIBITS

Evidence of Citizen Participation
 Summaries of Meetings and Interviews
 Survey Examples

DRAFT



Executive Summary

ES-05 Executive Summary - 91.200(c), 91.220(b)

1. Introduction

The City of South Bend, Indiana is an entitlement community under the U.S. Department of Housing & Urban Development's (HUD) Community Development Block Grant (CDBG) Program and Emergency Solutions Grant (ESG) Program. Additionally, the City of South Bend is the Participating Jurisdiction (PJ) of the St. Joseph County Housing Consortium. In compliance with the HUD regulations, the City of South Bend has prepared this FY 2020-2024 Five Year Consolidated Plan for the period of January 1, 2020 through December 31, 2024. This consolidated plan is a strategic plan for the implementation of the Consortium's HOME Program for affordable housing within St. Joseph County and the City's CDBG and ESG Programs for housing, community and economic development, emergency shelter, and rapid rehousing within the City of South Bend.

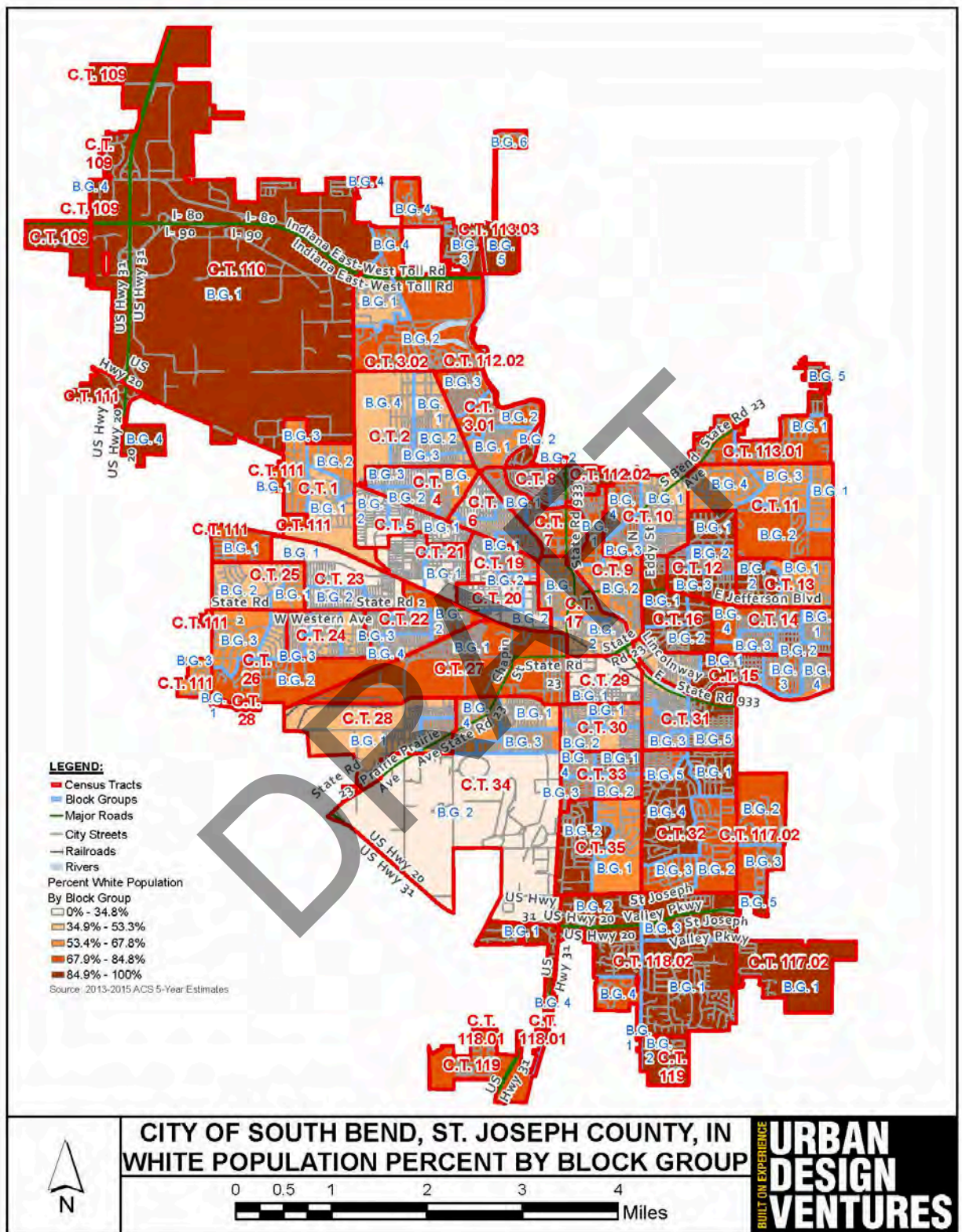
The Five Year Consolidated Plan establishes the goals for the next five (5) year period and outlines the specific initiatives the City and the Consortium will undertake to address the needs and objectives by promoting: the rehabilitation and construction of decent, safe, sanitary, and affordable housing; creating a suitable living environment; removing slums and blighting conditions; affirmatively furthering fair housing; improving public services; expanding economic opportunities; and principally benefitting low- and moderate-income persons.

This Five Year Consolidated Plan is a collaborative effort of the St. Joseph County Housing Consortium, the City of South Bend, the community at large, social service agencies, housing providers, community development agencies, economic development groups, and other stakeholders. The planning process was accomplished through a series of public meetings, stakeholder interviews, resident surveys, statistical data, and review of the City's Comprehensive Plan and other community plans. A separate Five Year Consolidated Plan has been prepared for the City of Mishawaka which is also a Federal Entitlement Community and a member of the St. Joseph County Housing Consortium.

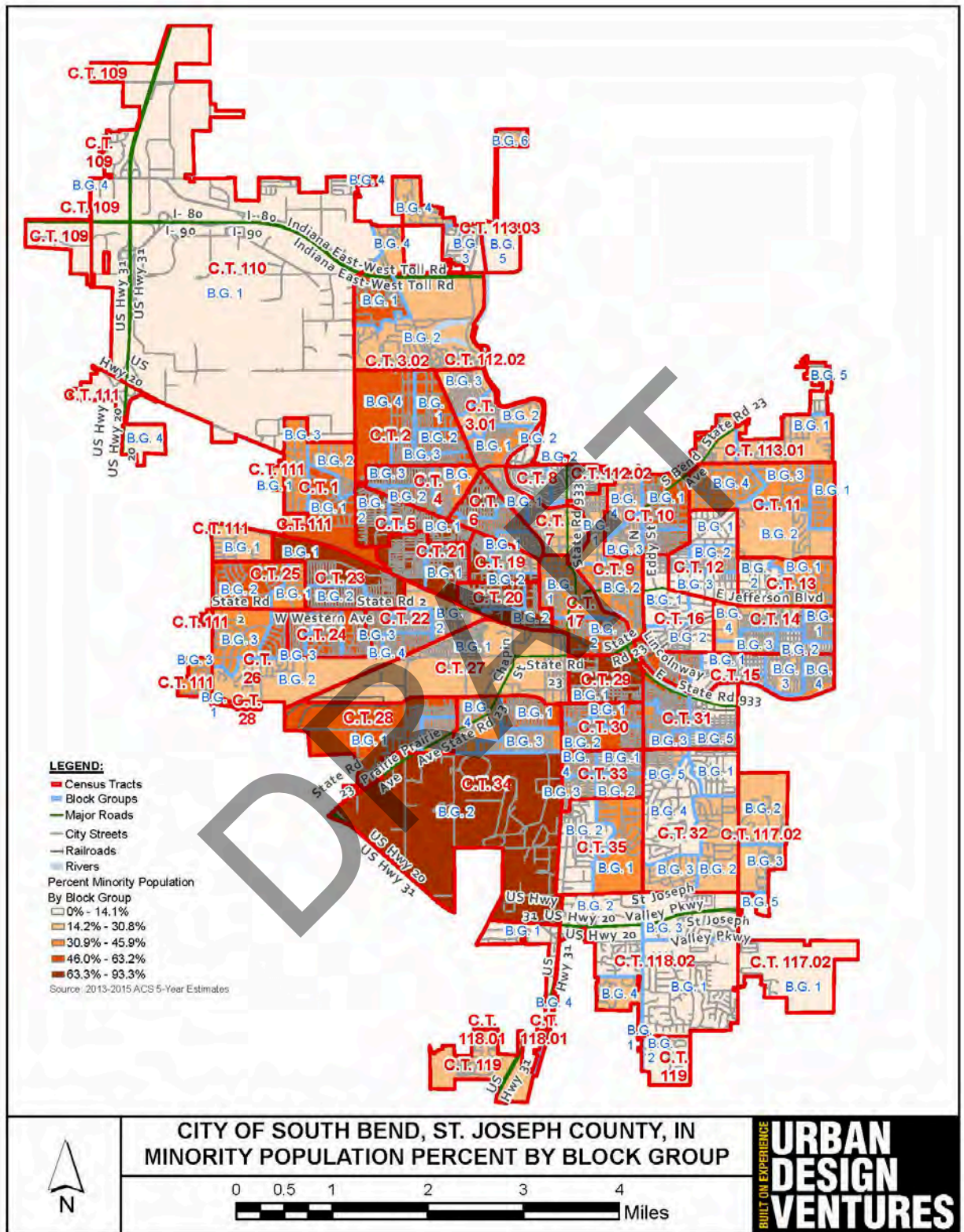
Maps:

Included in this Plan in the appendix section are the following maps which illustrate the demographic characteristics of the City of South Bend and St. Joseph County:

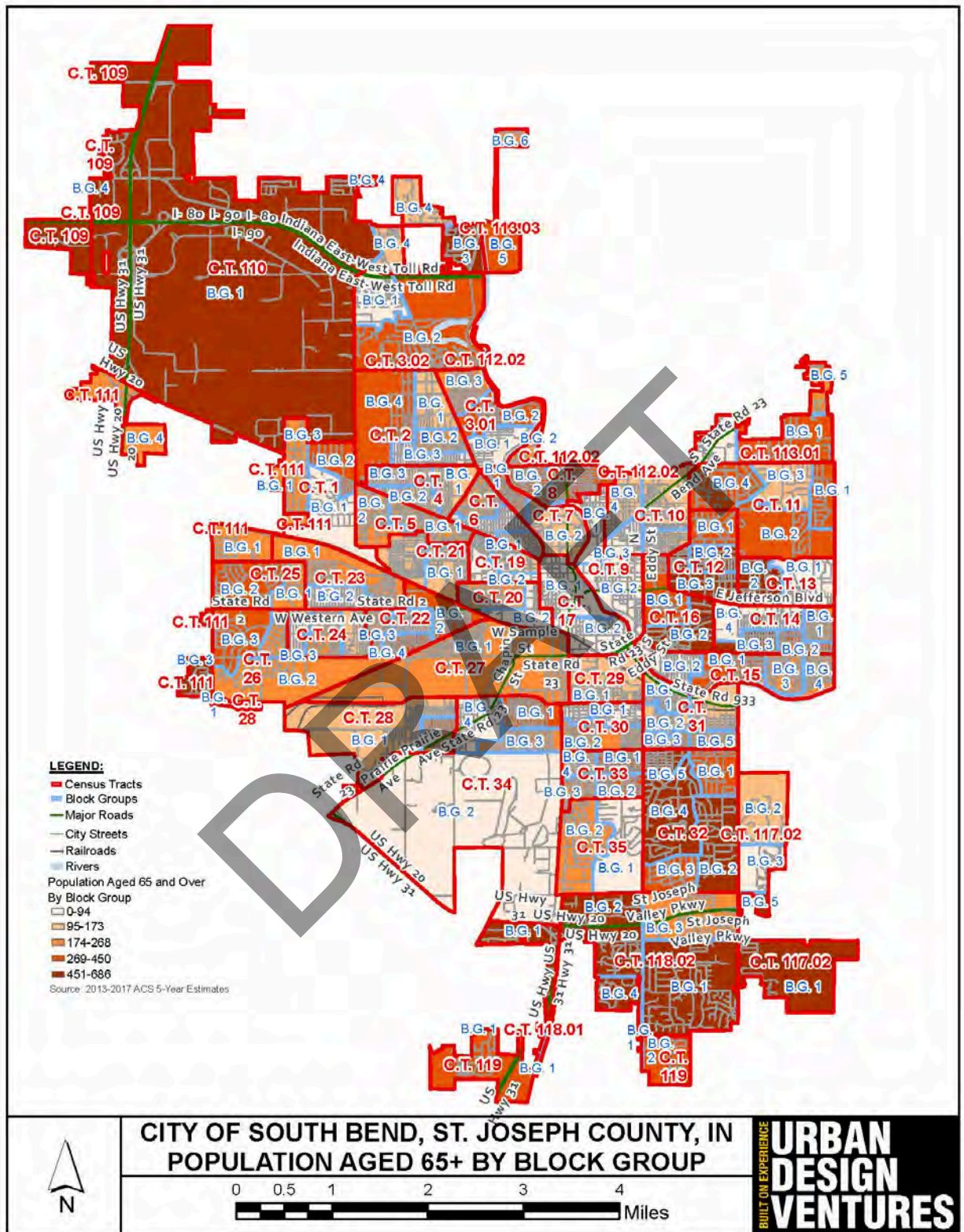
- Percent White Population by Block Group – City of South Bend
- Percent Minority Population by Block Group – City of South Bend
- Number of People Aged 65+ by Block Group – City of South Bend
- Percent Population Age 65+ by Block Group – City of South Bend
- Population Density by Block Group – City of South Bend
- Housing Density by Block Group – City of South Bend
- Percent Owner-Occupied Housing Units by Block Group – City of South Bend
- Percent Renter-Occupied Housing Units by Block Group – City of South Bend
- Percent Vacant Housing Units by Block Group – City of South Bend
- Low/Moderate Income Percentage by Block Group – City of South Bend
- Low/Moderate Income and High Minority Concentration by Block Group – City of South Bend
- Percent White Population by Block Group – St. Joseph County
- Percent Minority Population by Block Group – St. Joseph County
- Number of People Aged 65+ by Block Group – St. Joseph County
- Percent Population Age 65+ by Block Group – St. Joseph County
- Population Density by Block Group – St. Joseph County
- Housing Density by Block Group – St. Joseph County
- Percent Owner-Occupied Housing Units by Block Group – St. Joseph County
- Percent Renter-Occupied Housing Units by Block Group – St. Joseph County
- Percent Vacant Housing Units by Block Group – St. Joseph County
- Low/Moderate Income Percentage by Block Group – St. Joseph County
- Low/Moderate Income and High Minority Concentration by Block Group – St. Joseph County



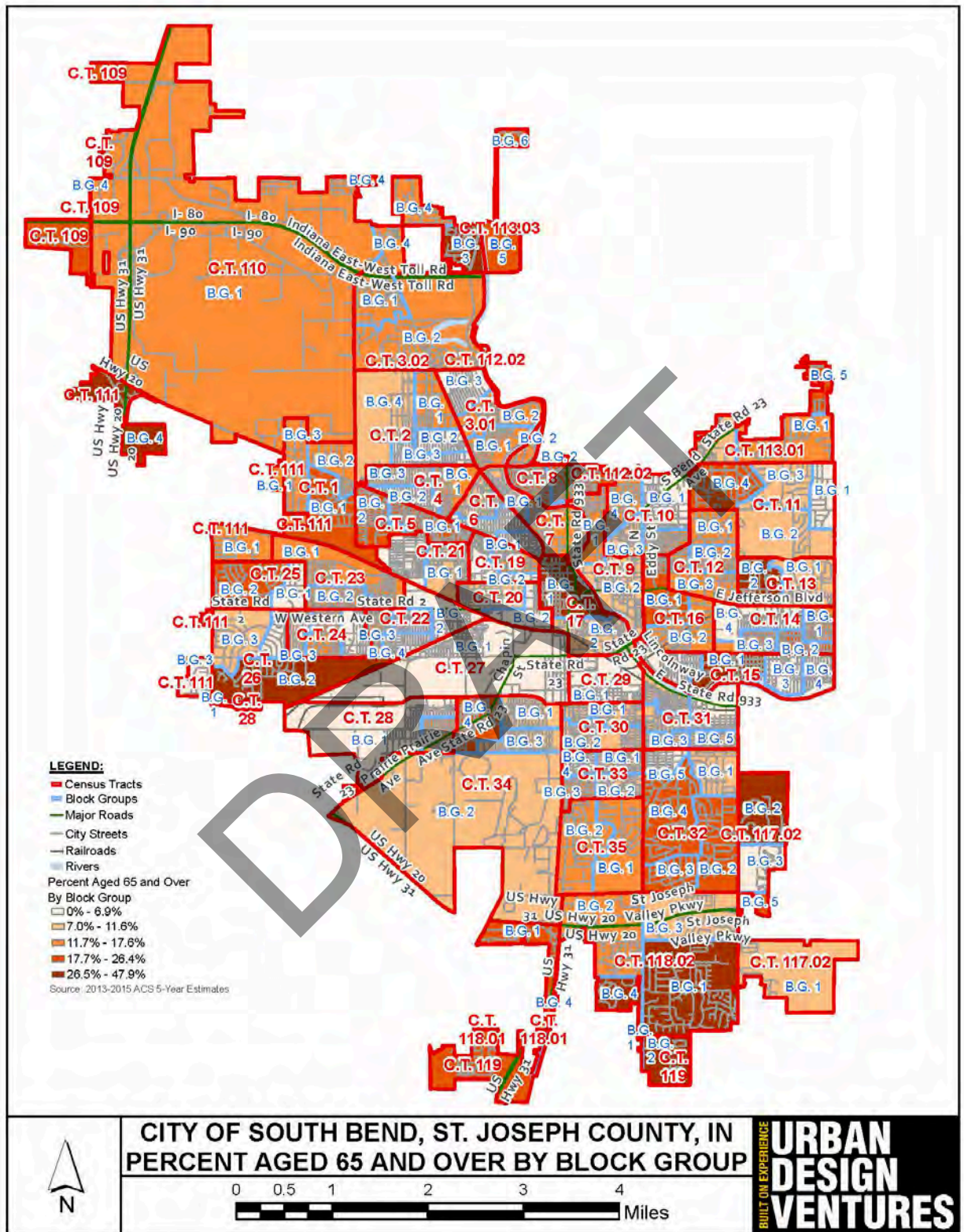
Percent White Population



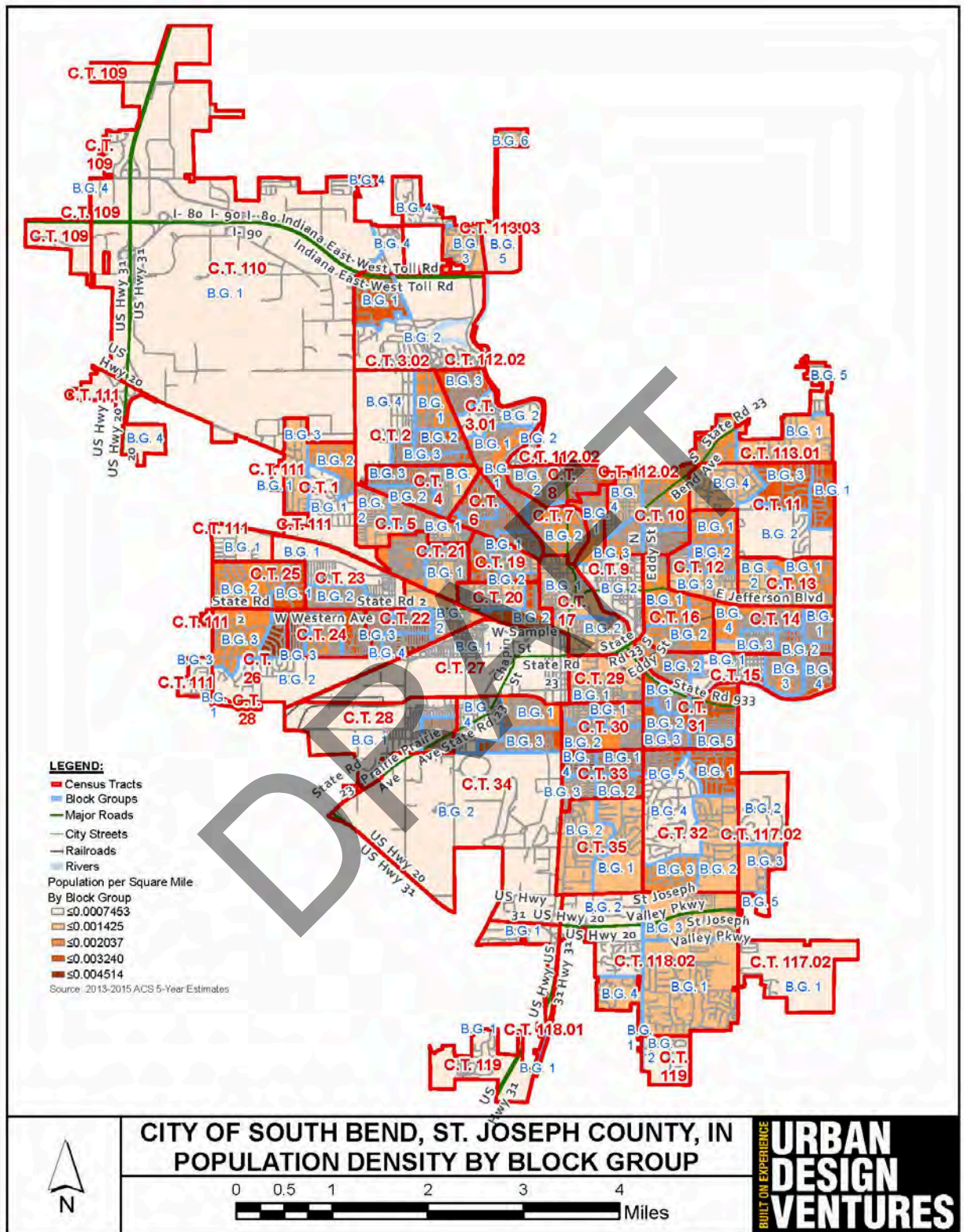
Percent Minority Population



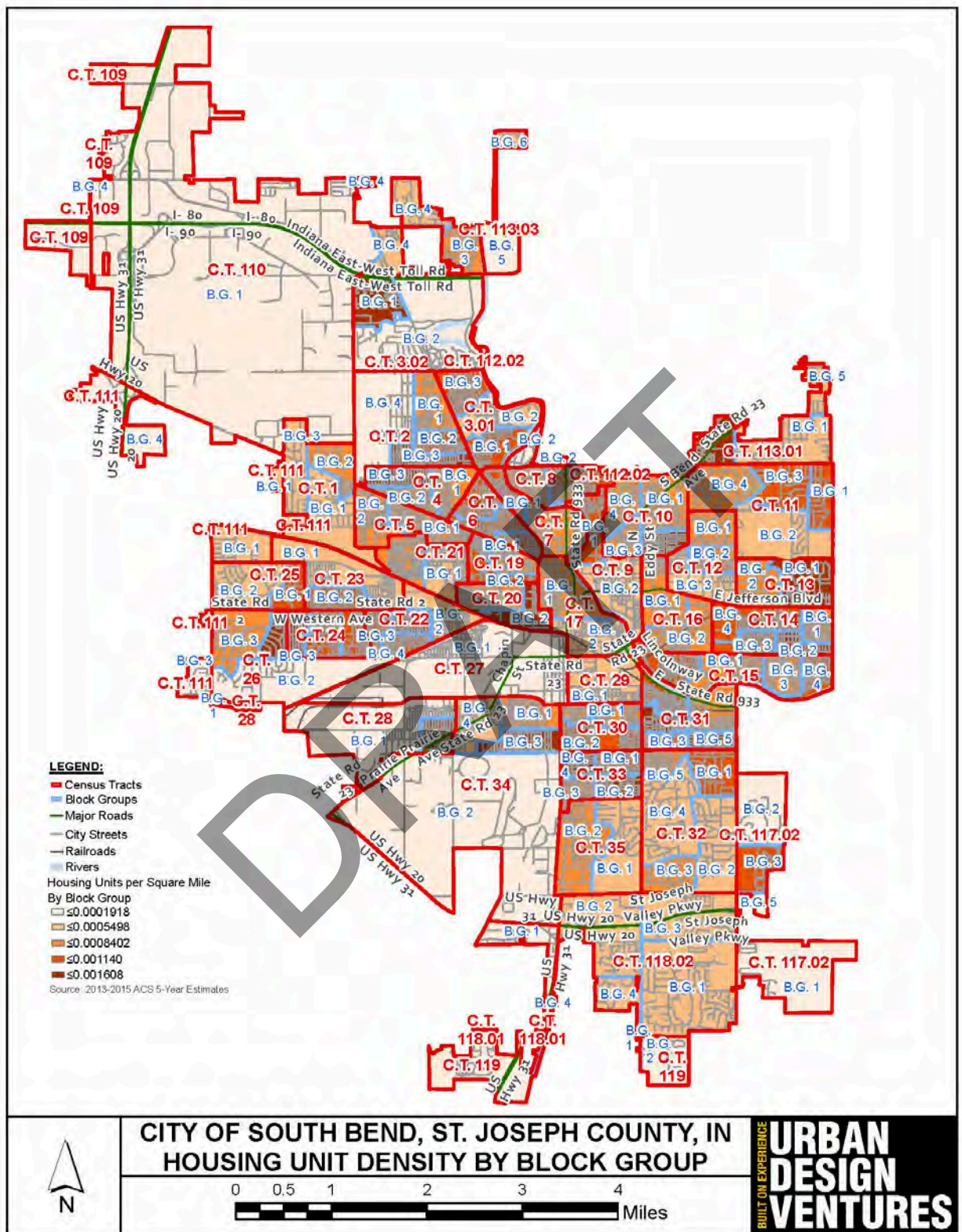
Number of People Aged 65+



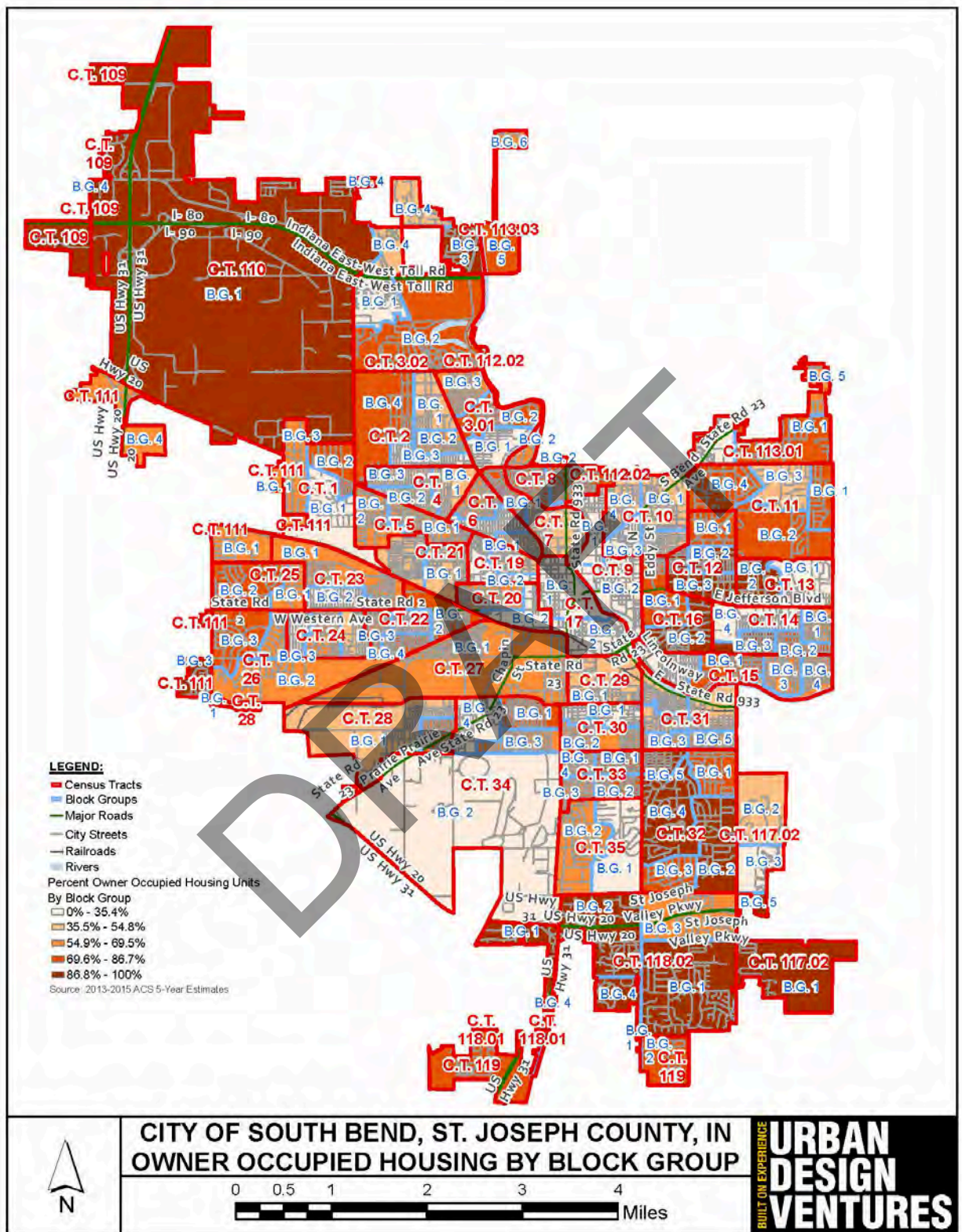
Percent of Population Aged 65+



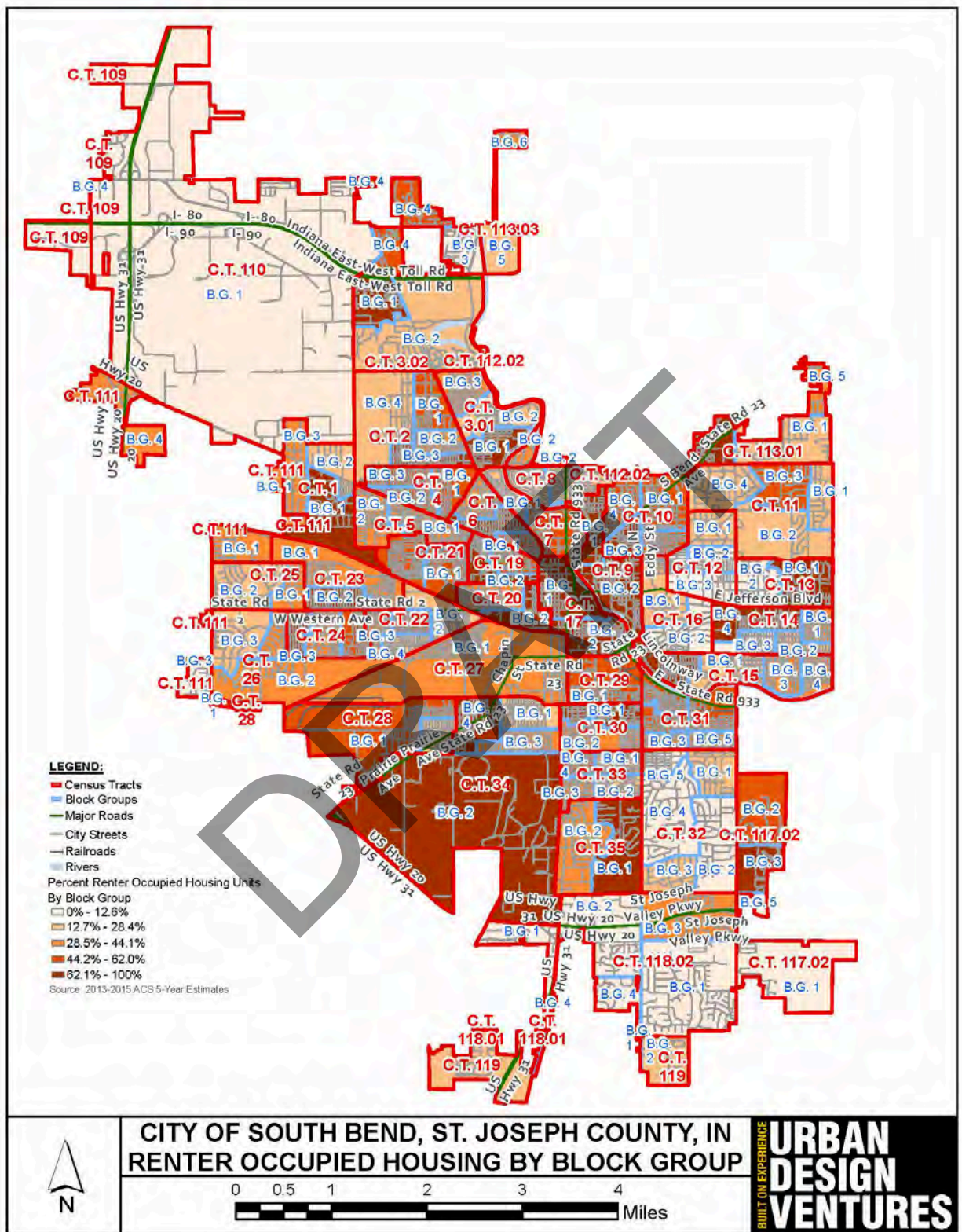
Population Density by Block Group



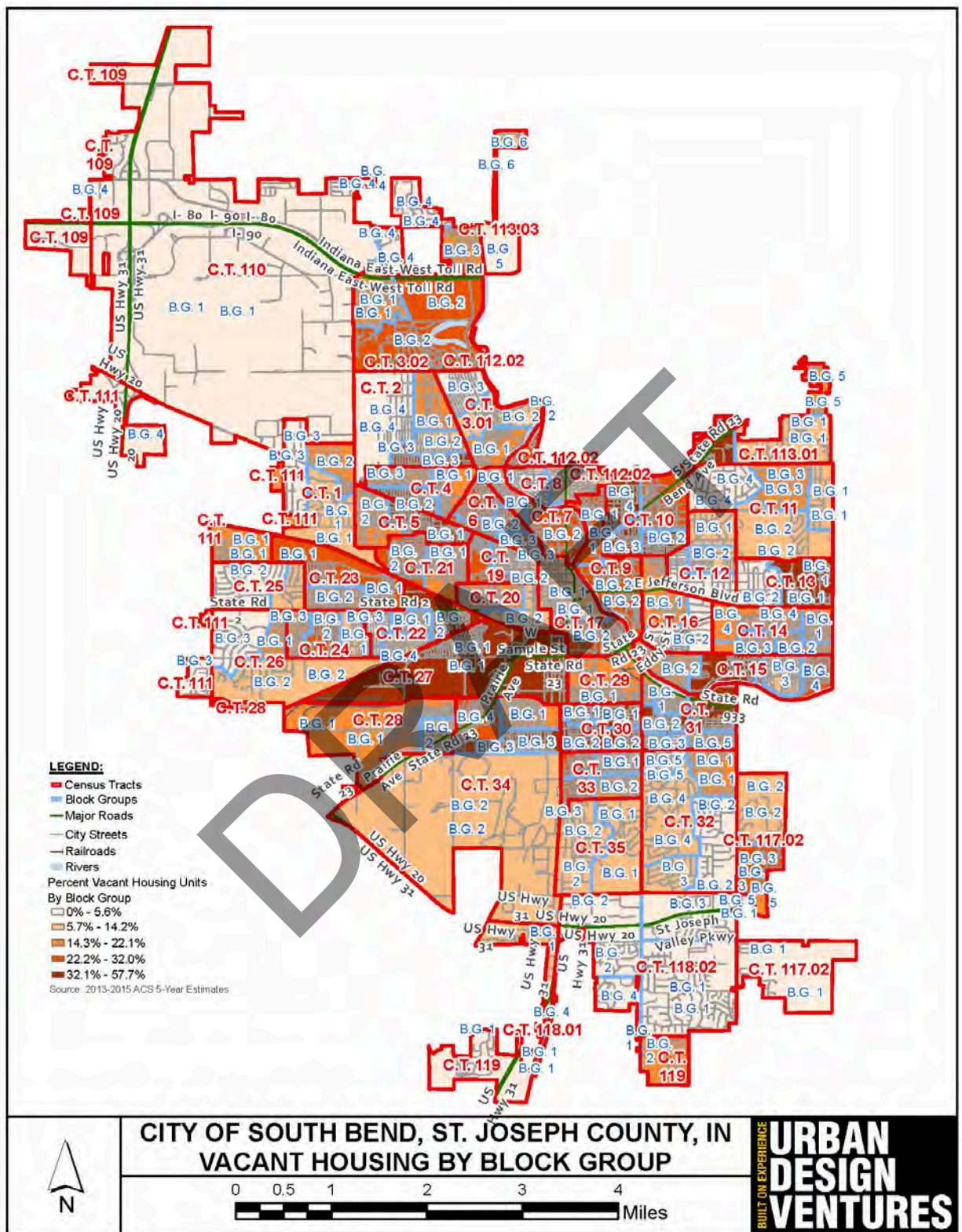
Housing Density by Block Group



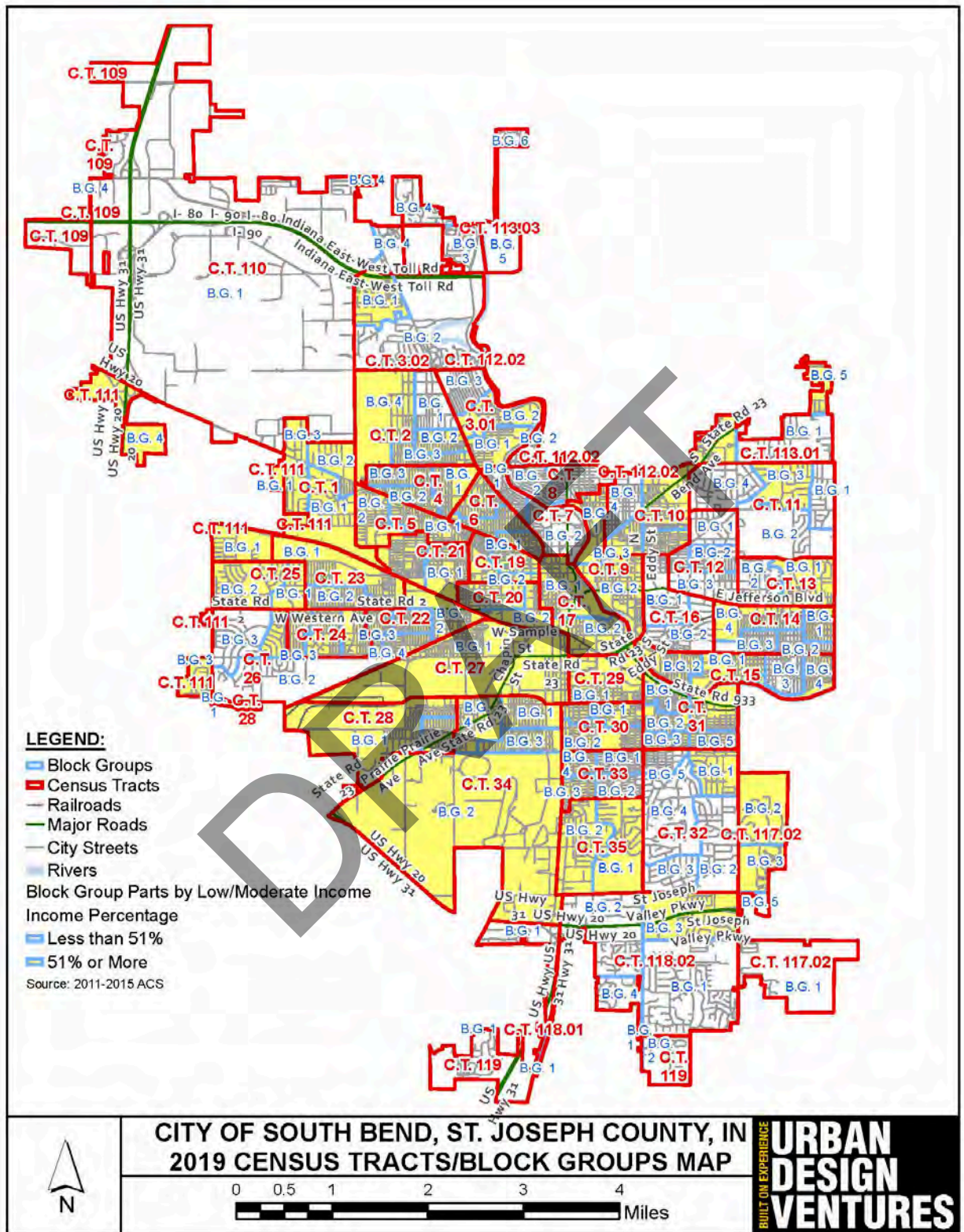
Owner-Occupied Housing Units



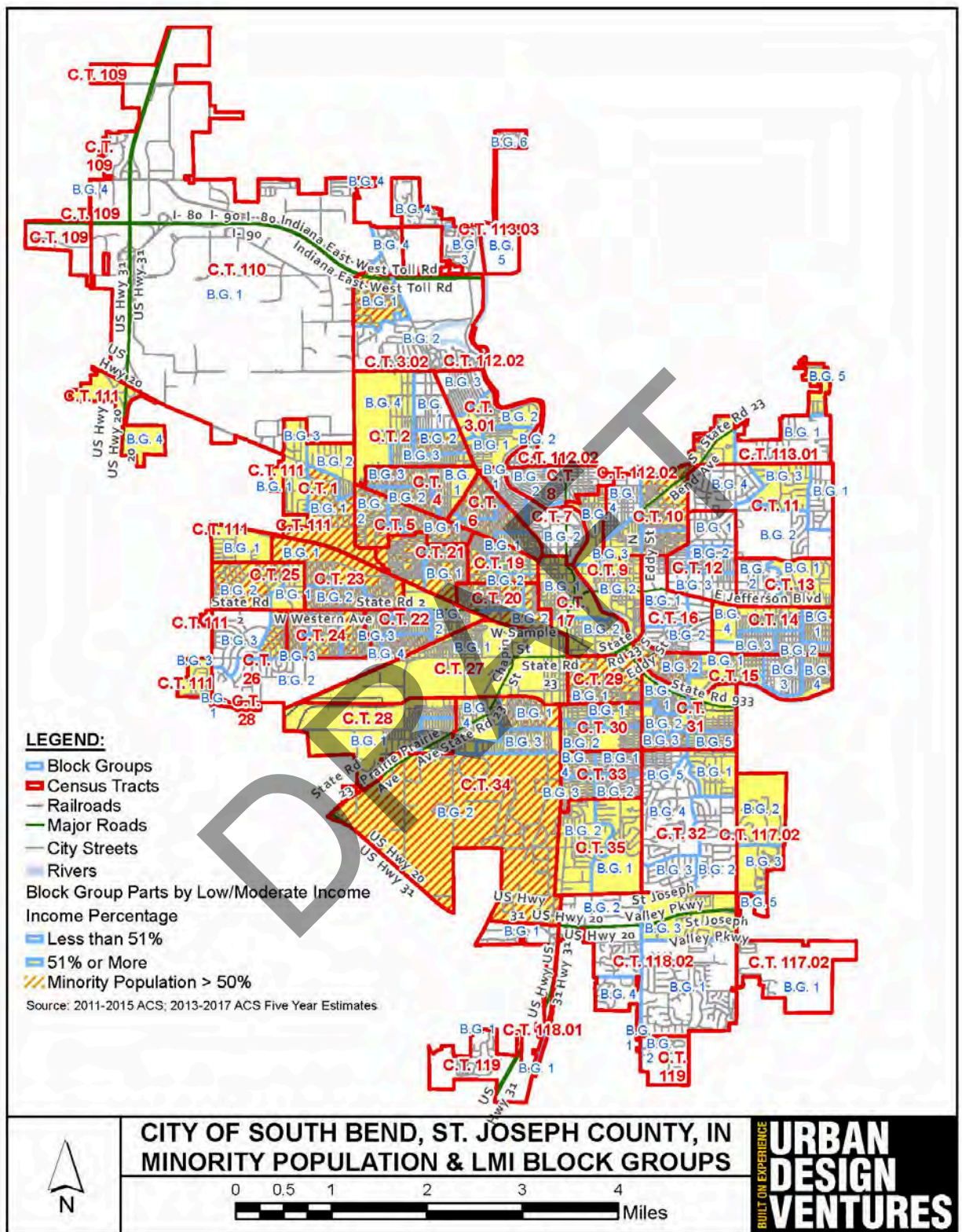
Renter-Occupied Housing Units



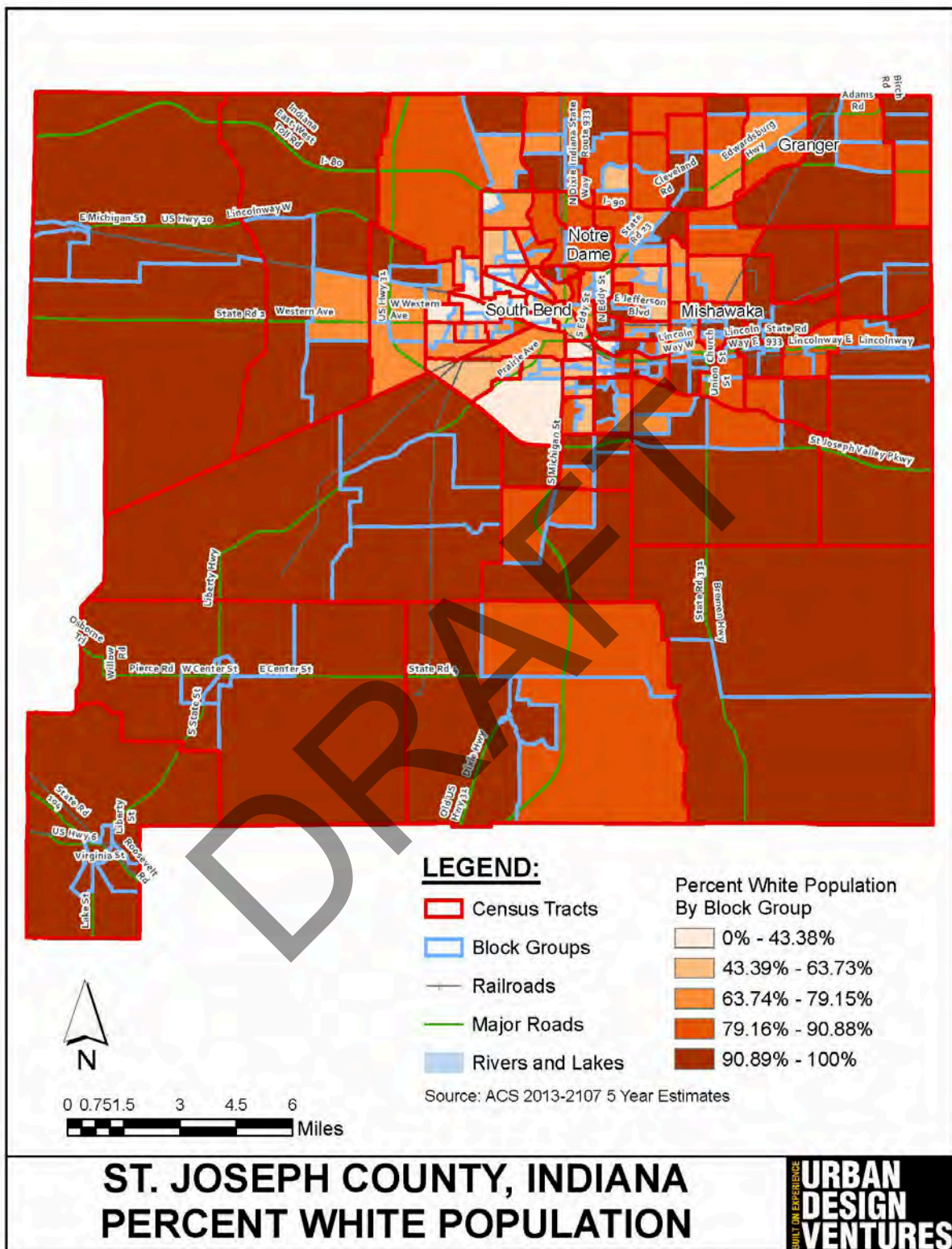
Vacant Housing Units



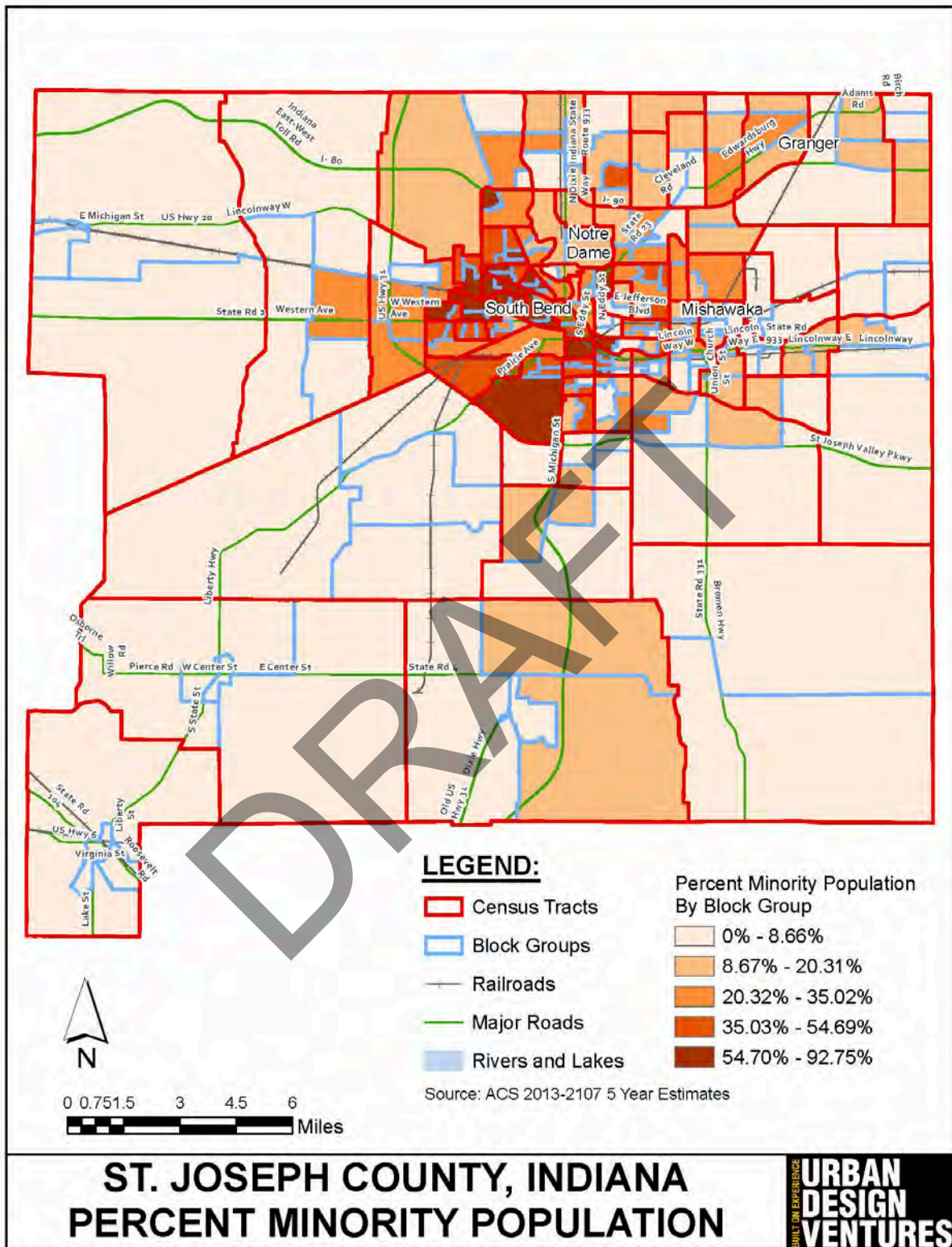
Low- and Moderate-Income Block Groups



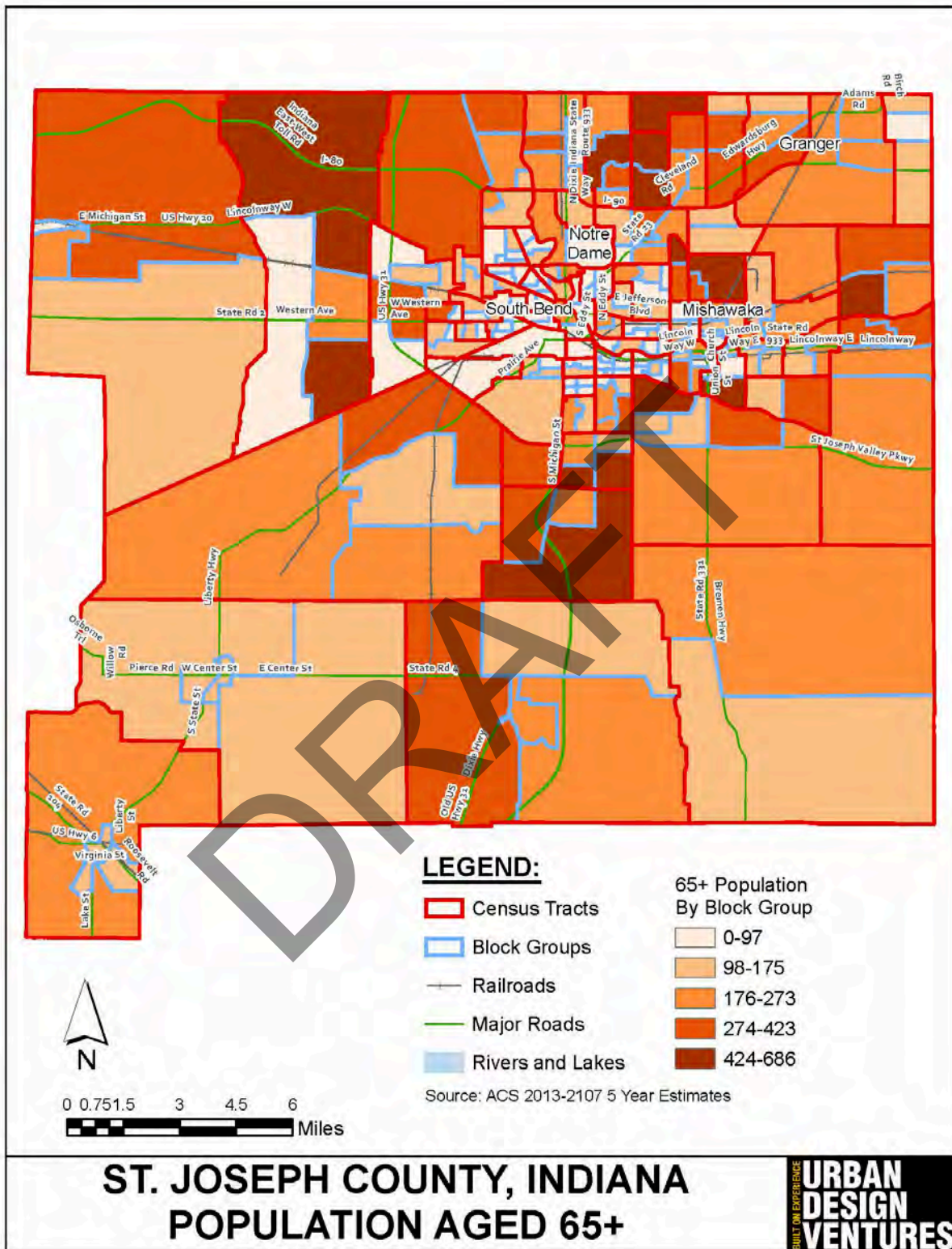
Low- and Moderate-Income Block Groups & Areas of Minority Concentration



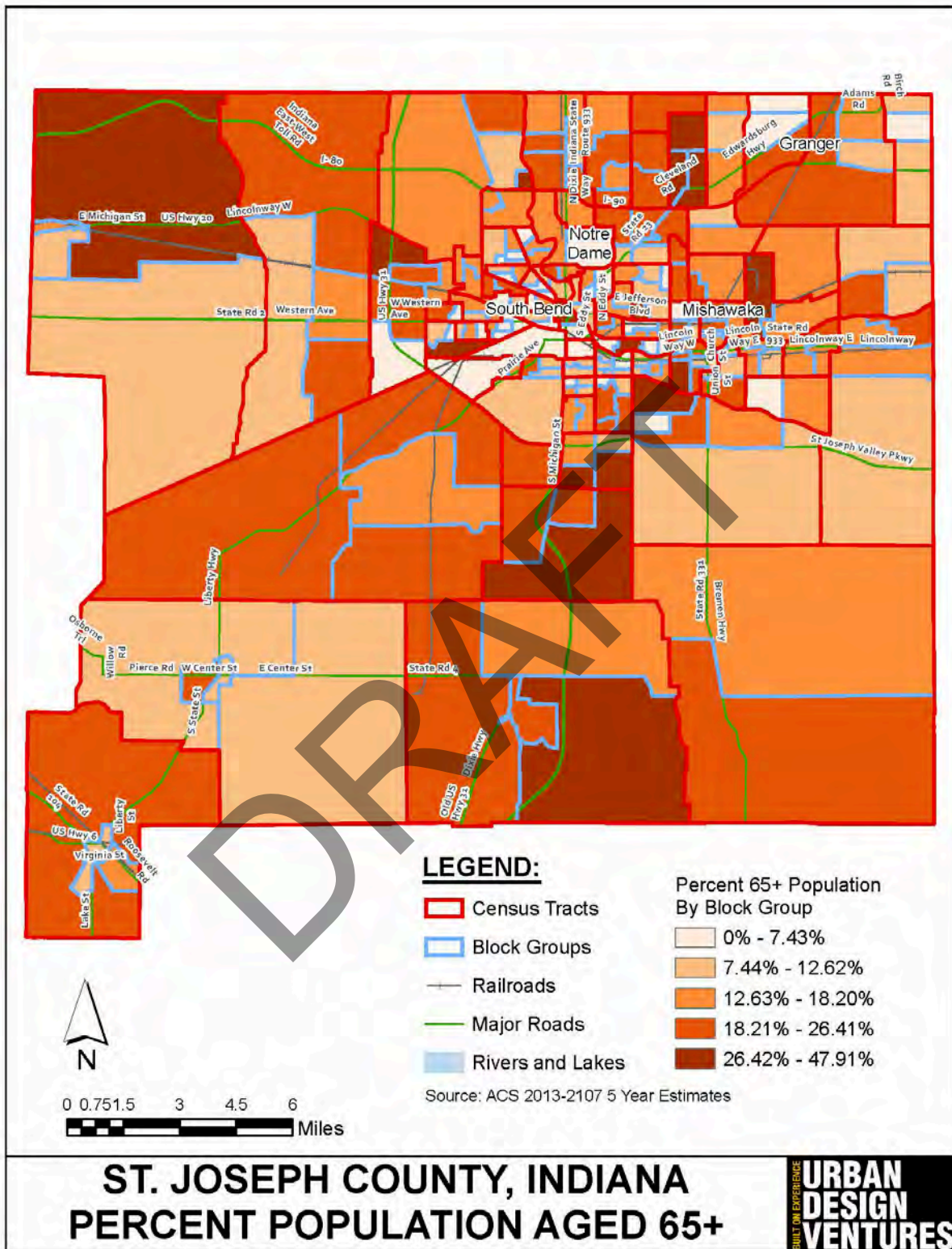
Percent White Population



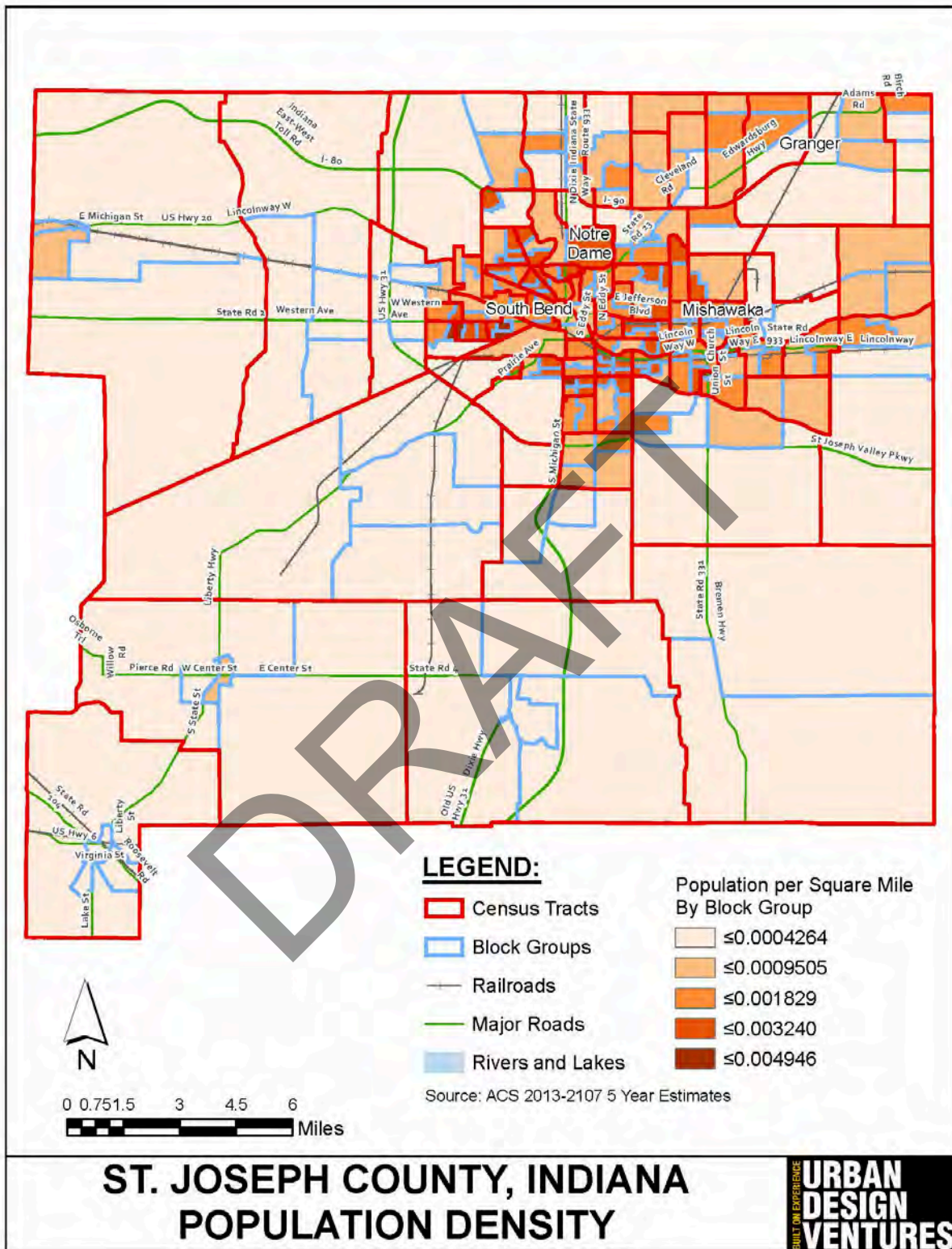
Percent Minority Population



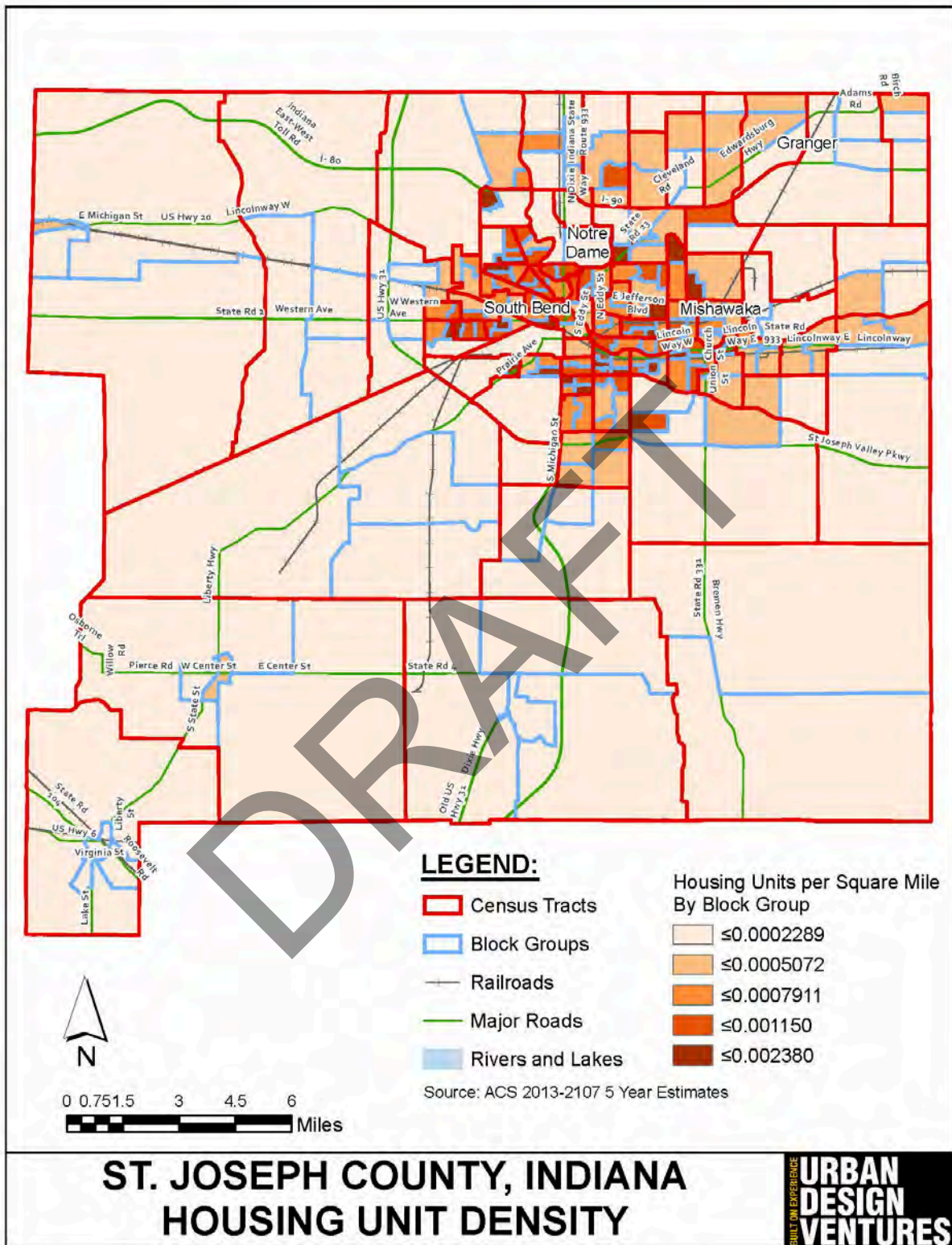
Number of People Aged 65+



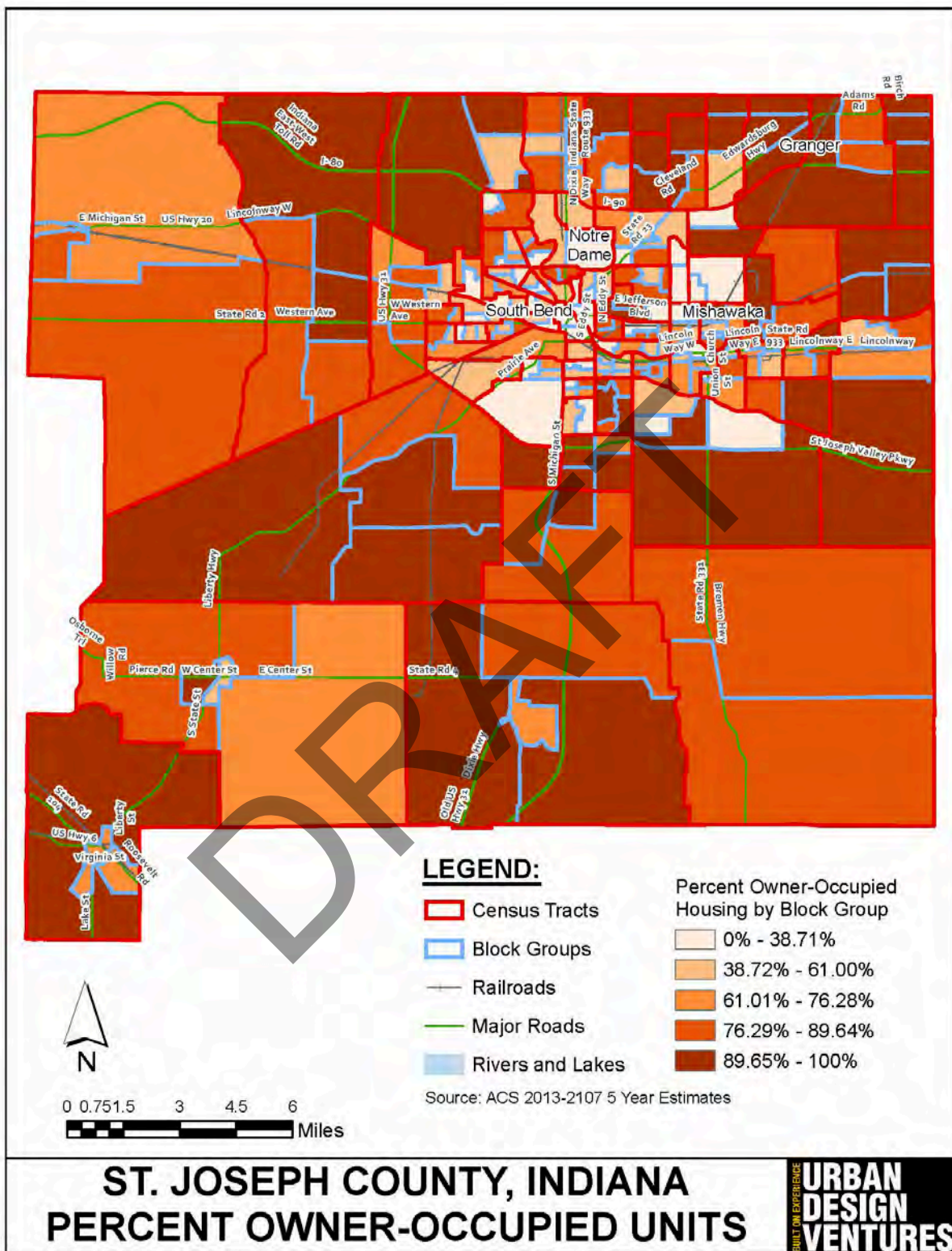
Percent of Population Aged 65+



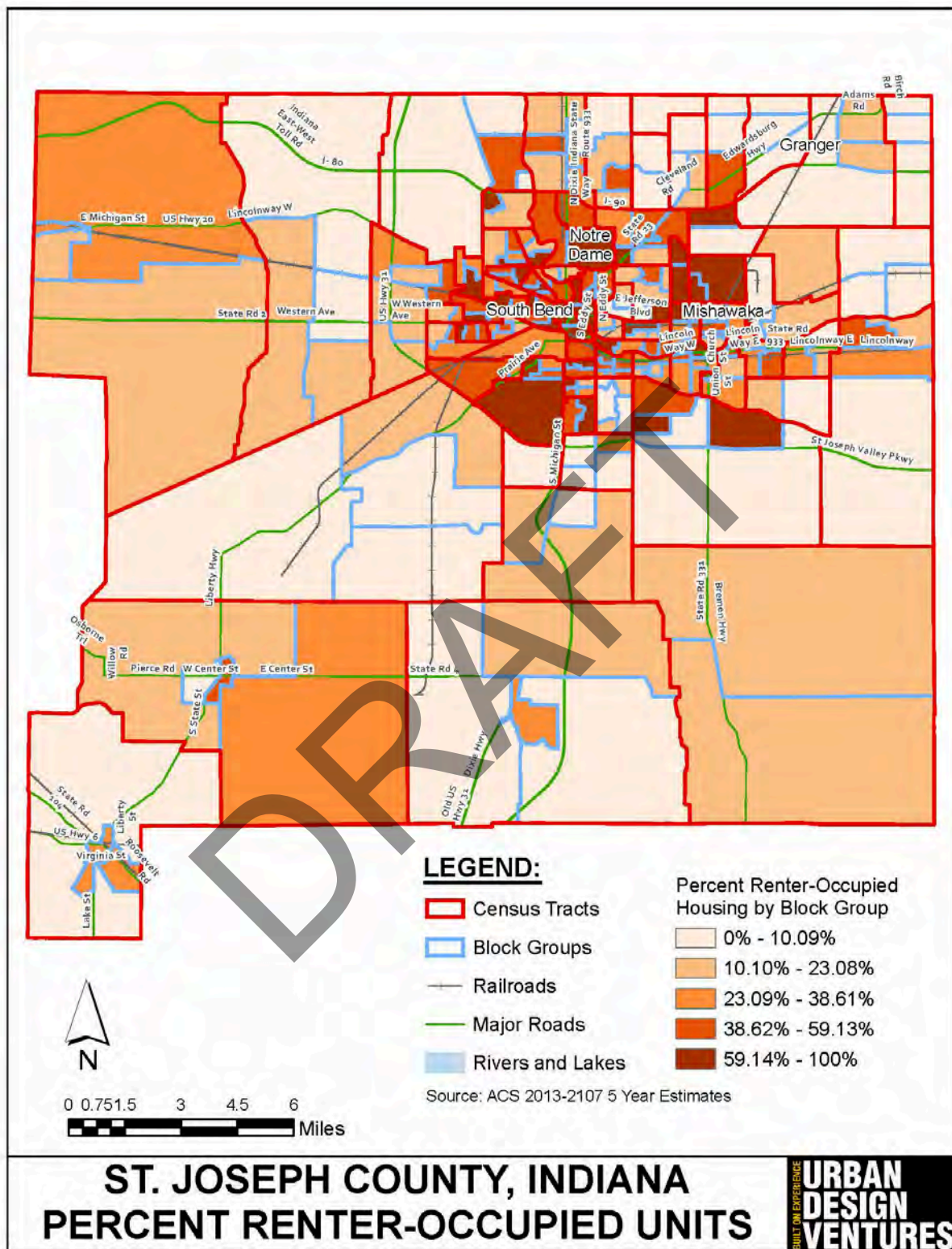
Population Density by Block Group



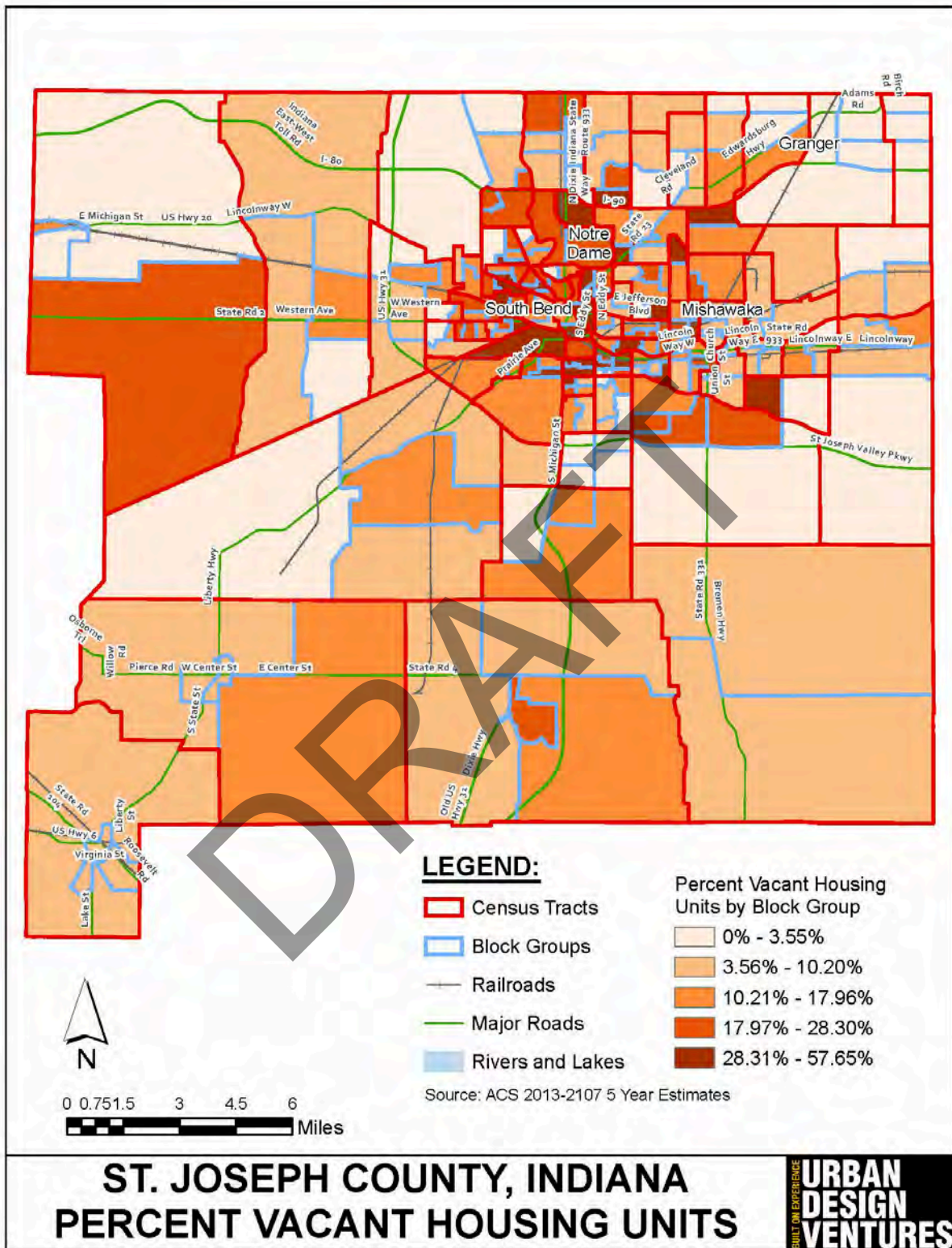
Housing Density by Block Group



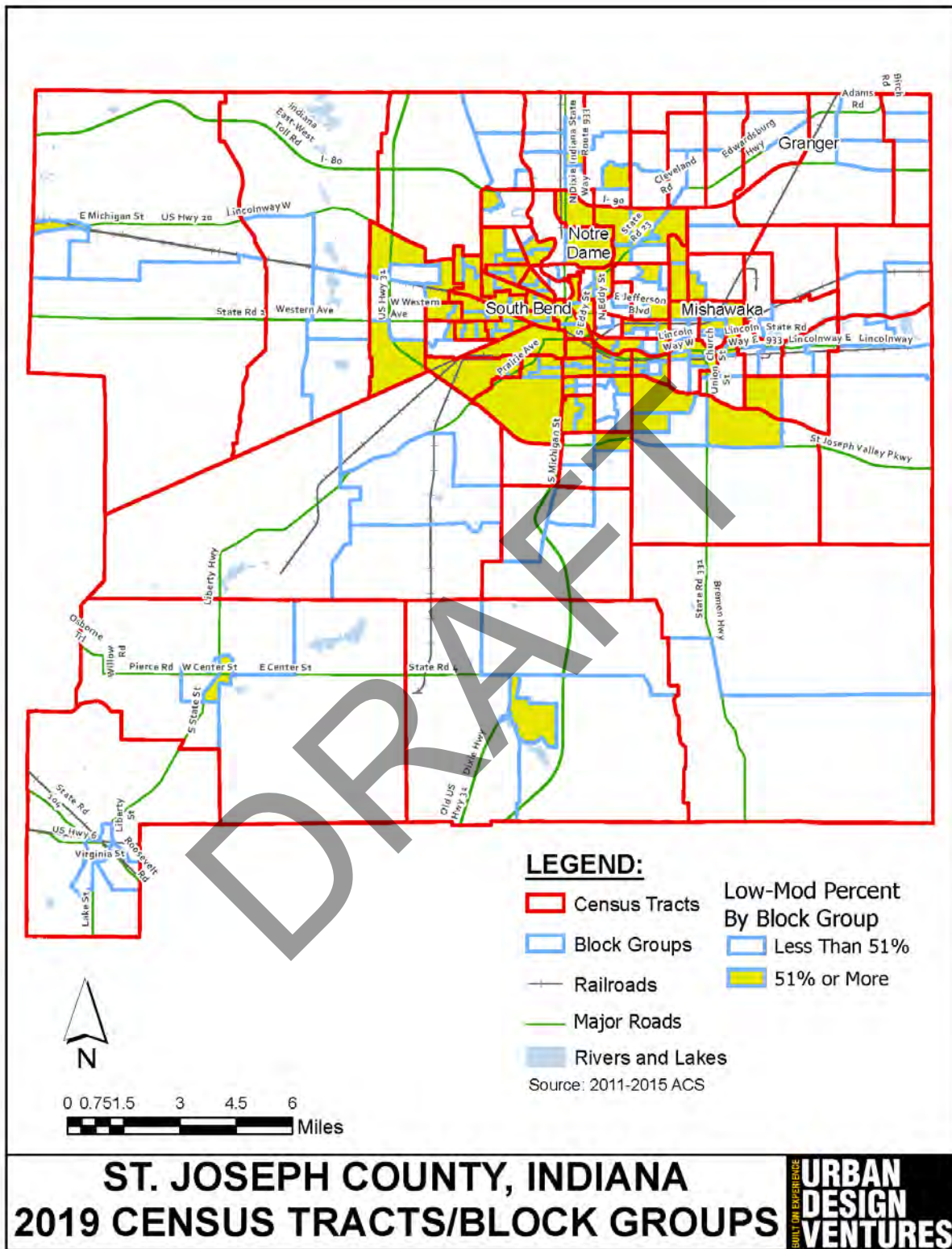
Owner-Occupied Housing Units



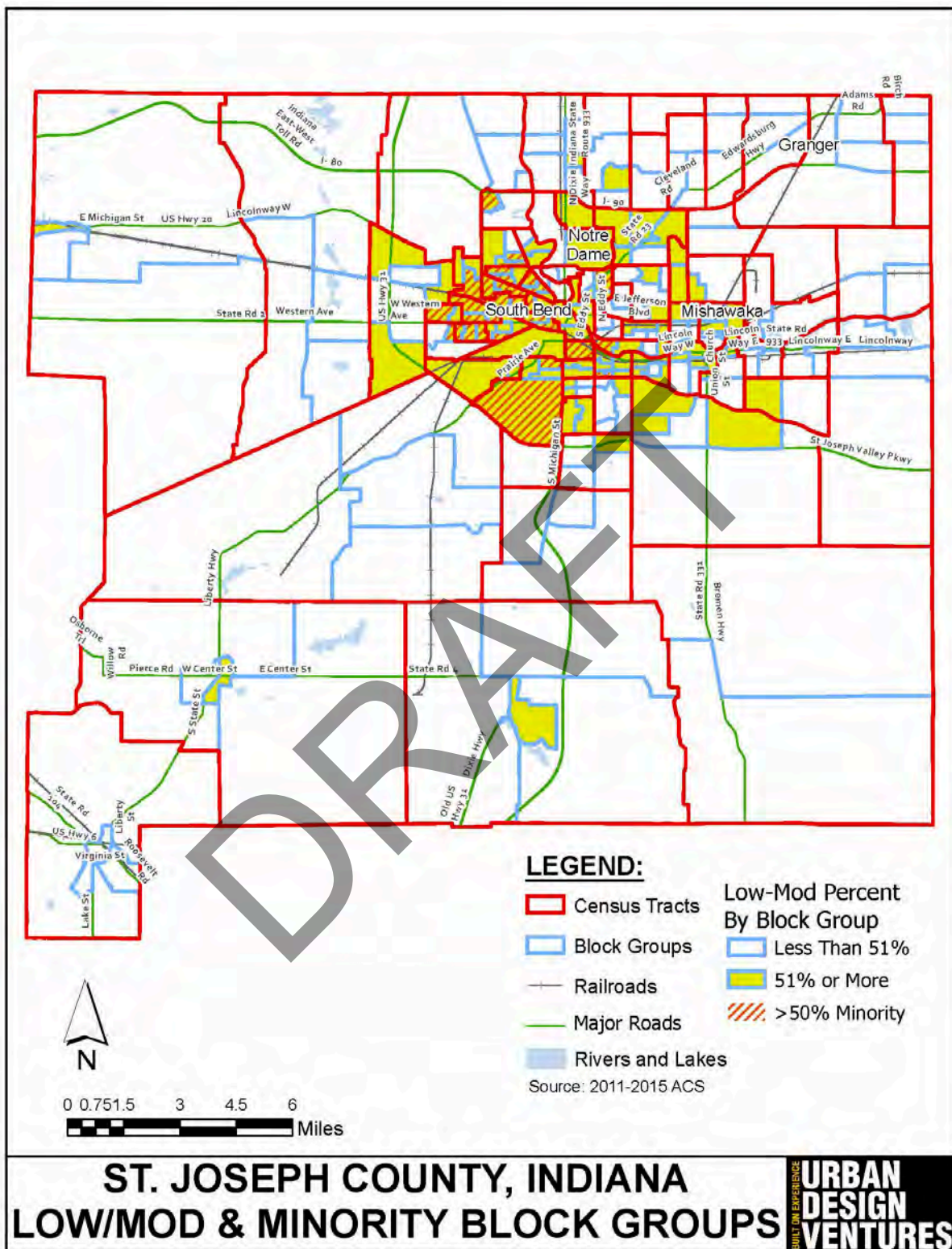
Renter-Occupied Housing Units



Vacant Housing Units



Low- and Moderate-Income Block Groups



Low- and Moderate-Income Block Groups & Areas of Minority Concentration

2. Summary of the objectives and outcomes identified in the Plan

The purpose of this Five Year Consolidated Plan is to serve as a consolidated planning document, an application, and a strategic plan for the City of South Bend and the St. Joseph County Housing Consortium. As part of the Five Year Consolidated Plan, the community must develop goals and objectives.

The following strategies with subsequent goals and priorities have been identified for the St. Joseph County Housing Consortium for the period of FY 2020 through FY 2024 for the use of HOME Investment Partnership (HOME) funds:

HOUSING STRATEGY - HSS

Goal:

Improve, preserve, and expand the supply of affordable housing for low- and moderate-income persons and families in the cities of South Bend and Mishawaka, and the unincorporated areas of St. Joseph County.

Objectives:

- **HSS-1 Homeownership Assistance** - Promote and assist in developing homeownership opportunities for low- and moderate-income persons & families.
- **HSS-2 Housing Construction** - Promote and assist in the development of new affordable housing, both rental and sales housing.
- **HSS-3 Housing Rehabilitation** - Promote and assist in the preservation of existing owner and renter occupied housing stock in St. Joseph County.
- **HSS-4 Fair Housing** - Affirmatively further fair housing by promoting fair housing choice throughout St. Joseph County.
- **HSS-5 Lead-Based Paint** - Promote and assist in addressing lead-based paint in owner and renter occupied housing stock in St. Joseph County.
- **HSS-6 Housing Education** - Promote and assist in educating homeowners, tenants, and new homebuyers in best practices for purchase and upkeep, affordable housing rentals, and foreclosure and eviction prevention.
- **HSS-7 Rental Assistance** - Provide funds for tenant based rental assistance to make housing affordable to low- and moderate-income persons and families.

The City of South Bend, in addition to the overall Housing Strategies of the St. Joseph County Housing Consortium, proposes the following additional strategies for its Community Development Block Grant (CDBG) Program and Emergency Solutions Grant (ESG) Program:

HOMELESS STRATEGY - HOM

Goal:

Improve the living conditions and services for persons and families experiencing homelessness in the City of South Bend.

Objectives:

- **HOM-1 Housing** - Promote and assist in developing housing opportunities for persons and families experiencing homelessness, and those who are at-risk of becoming homeless.
- **HOM-2 Operations/Support** - Promote and assist in program support services for the homeless.
- **HOM-3 Homeless Prevention** - Promote and assist in anti-eviction and prevention of unfair housing practices which may contribute to homelessness.
- **HOM-4 Permanent Supportive Housing** - Promote and assist in the development and supportive service provisions of permanent supportive housing options.
- **HOM-5 Shelter Housing** - Support and assist in the development and operations of shelters for persons who are homeless or victims of domestic violence.

SPECIAL NEEDS STRATEGY - SNS**Goal:**

Improve, preserve, and expand facilities for persons with special needs and the disabled in the City of South Bend.

Objectives:

- **SNS-1 Housing** - Promote and assist to increase the supply of affordable, decent, safe, sound, and accessible housing for the elderly, persons with disabilities, and persons with other special needs through rehabilitation of existing housing and new construction of accessible housing.
- **SNS-2 Social Services** - Promote and assist in supporting social service programs and facilities for the elderly, persons with disabilities, and persons with other special needs.
- **SNS-3 Accessibility** - Promote and assist in making accessibility improvements to owner occupied housing through rehabilitation and improve renter occupied housing by promoting reasonable accommodations for the physically disabled.

HOUSING STRATEGY - HSS**Goal:**

Improve, preserve, and expand the supply of affordable housing for low- and moderate-income persons and families in the City of South Bend.

Objectives:

- **HSS-1 Homeownership Assistance** - Promote and assist in developing homeownership opportunities for low- and moderate-income persons & families.
- **HSS-2 Housing Construction** - Promote and assist in the development of new affordable housing, both rental and sales housing.
- **HSS-3 Housing Rehabilitation** - Promote and assist in the preservation of existing owner and renter occupied housing stock in the City of South Bend.
- **HSS-4 Fair Housing** - Affirmatively further fair housing by promoting fair housing choice throughout the City of South Bend.
- **HSS-5 Lead-Based Paint** - Promote and assist in addressing lead-based paint in owner and renter occupied housing stock in the City of South Bend.
- **HSS-6 Housing Education** - Promote and assist in educating homeowners, tenants, and new homebuyers in best practices for purchase and upkeep, affordable housing rentals, and foreclosure and eviction prevention.
- **HSS-7 Rental Assistance** - Provide funds for tenant based rental assistance to make housing affordable to low- and moderate-income persons and families.

COMMUNITY DEVELOPMENT STRATEGY - CDS

Goal:

Improve, preserve, and create new public and community facilities, infrastructure, and public services to ensure the quality of life for all residents of the City of South Bend.

Objectives:

- **CDS-1 Infrastructure** - Improve the City's infrastructure through rehabilitation, reconstruction, and new construction of streets, walks, curbs, ADA ramps, retaining walls, sewer, linear lines, water, flood control, storm water management and separation, bridges, bike trails, green infrastructure, etc.
- **CDS-2 Community Facilities** - Improve the City's parks, recreational centers, and public and community facilities through rehabilitation and new construction.
- **CDS-3 Public Services** - Improve and increase public service programs for the youth, the elderly, disabled, and target income population, including feeding programs and social/welfare programs throughout the City.
- **CDS-4 Public Transit** - Promote the development of additional bus routes and improve public transportation for low- and moderate-income persons.

- **CDS-5 Clearance** - Remove and eliminate slum and blighting conditions through demolition of vacant and abandoned structures throughout the City.
- **CDS-6 Architectural Barriers** - Remove architectural barriers and make public and community facilities accessible.
- **CDS-7 Public Safety** - Improve public safety through upgrades to facilities, purchase of new equipment, crime prevention, community policing, and ability to respond to emergency situations.
- **CDS-8 Revitalization** - Promote and assist in the stabilization of residential neighborhoods by removing slums and blight, assembling sites for new housing, rehabilitation of existing housing, and code enforcement.
- **CDS-9 Neighborhood Organizations** - Improve capacity and encourage grassroots organizing and neighborhood development by neighborhood residents.

ECONOMIC DEVELOPMENT STRATEGY - EDS

Goal:

Increase and promote job creation, job retention, self-sufficiency, education, job training, technical assistance, and economic empowerment of low- and moderate-income residents of the City of South Bend.

Objectives:

- **EDS-1 Employment** - Support and encourage new job creation, job retention, employment, and job training services.
- **EDS-2 Financial Assistance** - Support business and commercial growth through expansion and new development with technical assistance and low interest loan programs including Section 108 loans.
- **EDS-3 Development Program** - Plan and promote the development and reuse of vacant commercial and industrial sites, and facilities.
- **EDS-4 Financial Incentives** - Support and encourage new economic development through local, state and Federal tax incentives and programs.

ADMINISTRATION, PLANNING, AND MANAGEMENT STRATEGY - APM

Goal:

Provide sound and professional planning, administration, oversight and management of the CDBG, HOME, and ESG federally funded programs.

Objectives:

- **APM-1 Management** - Continue to provide sound and professional planning, program management and oversight for the successful administration of federally funded programs.
- **APM-2 Planning** - Continue to develop and plan for special studies, environmental clearance, fair housing, and compliance with all Federal, state, and local laws and regulations.

3. Evaluation of past performance

The City of South Bend has a good performance record with HUD. The City regularly meets the performance standards established by HUD. Each year the City prepares its Consolidated Annual Performance and Evaluation Report (CAPER). This report is submitted within ninety (90) days after the start of the new program year. Copies of the CAPER are available for review at the City of South Bend's Community Investment offices and online at the City's website.

The FY 2018 CAPER, which was the fourth CAPER for the FY 2015-2019 Five-Year Consolidated Plan, was approved by HUD in a letter dated May 8, 2019. In the FY 2018 CAPER, the City of South Bend expended 96.77% of its CDBG funds to benefit low- and moderate-income persons. The City expended 14.47% of its funds during the FY 2018 CAPER period on public service, which is below the statutory maximum of 15%. The City's drawdown ratio was 1.36 as of December 31, 2018. This was within HUD's timeliness limit of a drawdown ratio of 1.5.

4. Summary of citizen participation process and consultation process

The City of South Bend has followed its Citizen Participation Plans in the planning and preparation of the Five Year Consolidated Plan. The City of South Bend and St. Joseph County Housing Consortium held its first public hearing on the needs of the community and its residents on April 23, 2019. This provided the residents, agencies and organizations with the opportunity to discuss the City's CDBG, HOME, and ESG programs and to provide suggestions for future CDBG, HOME, and ESG Program priorities and activities.

The Cities and County emailed and contacted all the agencies, organizations, and stakeholders that were contacted as part of the planning informing them that the Five Year Plan and FY 2020 Annual Action Plan were on public display. This information was provided for the second public hearing.

A copy of the "Draft Five Year Consolidated Plan and the FY 2020 Annual Action Plan" was placed on public display for review by the general public, agencies, organizations, and stakeholders in the community. A newspaper notice announcing that these documents were placed on public display was published in a newspaper of general circulation in the area. The "Draft Five Year Consolidated Plan and the FY 2020 Annual Action Plan" were on public display at the following locations:

- The St. Joseph County Public Library (all branches)
- Mishawaka Public Library (all branches)
- Walkerton Public Library
- New Carlisle-Olive Township Public Library
- City of South Bend Department of Community Investment
- City of South Bend Office of the Clerk
- City of Mishawaka Planning Department

A citizen survey was prepared and sent out to residents. A link was placed on the City's website. The results of the survey were used to help determine the goals and objectives. A more detailed analysis and description of the citizen participation process is contained in Section PR-15 Citizen Participation.

5. Summary of public comments

The City of South Bend and St. Joseph County Housing Consortium held its First Public Hearing on Tuesday, April 23, 2019 at 5:30 PM. Comments received at that public hearing are included in the attachments at the end of the Five Year Plan.

The FY 2020-2024 Five Year Consolidated Plan and FY 2020 Annual Action Plan were placed on public display and a Second Public Hearing was scheduled for October 15, 2019. Comments received at the Second Public Hearing are included in the attachments at the end of the Five Year Plan.

6. Summary of comments or views not accepted and the reasons for not accepting them

All comments and suggestions received to date have been accepted and incorporated into the planning document.

7. Summary

The City of South Bend followed its Citizen Participation Plan. The City of South Bend provided residents and stakeholders with the opportunity to participate in the planning process, which they did. Based on that input the St. Joseph County Housing Consortium prepared and developed a thorough and comprehensive Five Year Consolidated Plan which includes the cities of South Bend and Mishawaka.

The Process

PR-05 Lead & Responsible Agencies 24 CFR 91.200(b)

1. Describe agency/entity responsible for preparing the Consolidated Plan and those responsible for administration of each grant program and funding source

The following are the agencies/entities responsible for preparing the Consolidated Plan and those responsible for administration of each grant program and funding source.

Agency Role	Name	Department/Agency
Lead Agency	City of South Bend	Department of Community Investment
CDBG	City of South Bend	Department of Community Investment
HOME	City of South Bend, P.J. for the St. Joseph County Housing Consortium	Department of Community Investment
ESG	City of South Bend	Department of Community Investment

Table 1 – Responsible Agencies

Narrative

The administering lead agency is the City of South Bend's Department of Community Investment, Neighborhood Development division for the CDBG, HOME, and ESG Programs. The City of South Bend Neighborhood Development division prepares the Five Year Consolidated Plan, Annual Action Plans, Environmental Review Records (ERR), and the Consolidated Annual Performance and Evaluation Reports (CAPERs), processes pay requests, and performs contracting, monitoring, and oversight of the program on a day to day basis. In addition, the St. Joseph County Housing Consortium hired a private planning consulting firm to assist the City in preparation of the Five Year Consolidated Plan.

Consolidated Plan Public Contact Information

Ms. Pamela Meyer, Director

Neighborhood Development

City of South Bend's Department of Community Investment

227 W. Jefferson Boulevard, South Bend, IN 46601

Phone: (574) 235-5845

Email: pmeyer@southbendin.gov

Website: <https://southbendin.gov/department/community-investment/neighborhood-development/>

PR-10 Consultation - 91.100, 91.200(b), 91.215(I)**1. Introduction**

The City of South Bend and the St. Joseph County Housing Consortium held a series of meetings and interviews with non-profits, the Housing Authority of the City of South Bend, local housing providers, social service agencies, community and economic development organizations, the local Region 2.a Planning Council of the Balance of State members, City department representatives, and St. Joseph County department representatives. Additionally, an online survey was created for stakeholders and residents to complete, which identified needs, gaps in the system, and programmatic goals for the next five years. Input from the meetings and surveys were used in the development of specific strategies and priorities for the Five Year Consolidated Plan.

Provide a concise summary of the jurisdiction's activities to enhance coordination between public and assisted housing providers and private and governmental health, mental health and service agencies (91.215(I)).

The City of South Bend and the St. Joseph County Housing Consortium work with the following agencies to enhance coordination:

- **The Housing Authority of the City of South Bend** – Improvements to public housing communities.
- **The Housing Authority of the City of Mishawaka** – Section 8 Housing Choice Vouchers.
- **Social Services Agencies** – funds to improve services to low and moderate income persons.
- **Housing Providers** – funds to rehabilitate and develop affordable housing and provide housing opportunities for low- and moderate-income households.
- **Community and Economic Development Agencies** – funds to improve services to low and moderate income persons, and workforce development.

Describe coordination with the Continuum of Care and efforts to address the needs of homeless persons (particularly chronically homeless individuals and families, families with children, veterans, and unaccompanied youth) and persons at risk of homelessness

The Indiana Balance of State CoC addresses the needs of homeless persons and persons at risk of becoming homeless. St. Joseph County is a separate region within the Balance of State CoC that encompasses only St. Joseph County. The region has utilized Coordinated Entry since January of 2019 to determine the needs of homeless individuals and families and offer them housing programs best suited to their needs. Persons who are homeless or at-risk of becoming homeless are evaluated using the Vulnerability Index – Service Prioritization Decision

Assistance Tool (VI-SPDAT) and placed in appropriate housing. In addition to the VI-SPDAT's prioritization metrics, the Region 2.a. Planning Council chose to also prioritize veterans and domestic violence survivors. Since the adoption of Coordinated Entry, placement rates of homeless individuals and families has increased.

The Point-In-Time Counts for sheltered and unsheltered homeless persons are completed on a designated date twice a year, in the months of January and July. The results of the statewide counts are available to the public on the Indiana Balance of State CoC website (<https://www.indianabos.org>).

Describe consultation with the Continuum(s) of Care that serves the jurisdiction's area in determining how to allocate ESG funds, develop performance standards and evaluate outcomes, and develop funding, policies and procedures for the administration of HMIS.

ESG – The Center for the Homeless, the YWCA, Youth Service Bureau, AIDS Ministries/AIDS Assist, and Life Treatment Centers receive ESG funds through the City of South Bend. The Neighborhood Development division issues an RFP for ESG-funded projects on behalf of the City. The process is competitive for projects that provide emergency shelter, related services, and rapid re-housing for the homeless.

Develop Performance Standards and Evaluate Outcomes – The Indiana Balance of State CoC's written standards focus on a "Housing First Model" and follow the best practices of that model. The written standards utilize several strategies to increase the number of people who exit Emergency Shelter, Transitional Housing, and Rapid Re-housing into Permanent Housing. Evaluations of these standards will be based on the length-of-time of being homeless. Their measures the amount of time an individual or family resides in emergency shelter, transitional housing, or rapid re-housing. The CoC seeks to make progress on preventing evictions, the targeting of individuals and families based on risk, and influencing housing developers in the area to create Permanent Supportive Housing.

HMIS – Throughout different times of the year, the Indiana Balance of State CoC and the HMIS Lead work together to assess data quality throughout the CoC. This includes working on the Annual Homeless Assessment Report (AHAR), the Point-In-Time (PIT) count, project reviews/ranking, and working with programs for individuals, while completing their Annual Performance Reports (APRs). The system ensures data quality by requiring many of the universal data elements upon enrolling a participant into a program. Additionally, the system has an alert system with exit date reminders. The work flow of data entry has been updated to improve data quality. The HMIS Lead supports users through the staffing of a Help Desk and ongoing training opportunities. Agency users are able to run self-reports to assess their program's data quality. ESG-funded applications are required to use the HMIS system. CoC-funded organizations are motivated to provide good data quality, because

the Indiana Balance of State CoC has moved toward a data-driven project review and ranking system. Projects with poor data quality are more likely to show poor outcomes, which can impact their funding.

2. Describe Agencies, groups, organizations and others who participated in the process and describe the jurisdictions consultations with housing, social service agencies and other entities

1	Agency/Group/Organization	SOUTH BEND
	Agency/Group/Organization Type	Other government - Local Grantee Department
	What section of the Plan was addressed by Consultation?	Housing Need Assessment Lead-based Paint Strategy Homelessness Strategy Homeless Needs - Chronically homeless Homeless Needs - Families with children Homelessness Needs - Veterans Homelessness Needs - Unaccompanied youth Non-Homeless Special Needs Economic Development Market Analysis Anti-poverty Strategy
	How was the Agency/Group/Organization consulted and what are the anticipated outcomes of the consultation or areas for improved coordination?	The City of South Bend was the lead entity on the Five Year Consolidated Plan. The City reviewed its program and funded activities that met the goals and objectives as outlined in the City's Five Year Consolidated Plan.
2	Agency/Group/Organization	Housing Authority of South Bend
	Agency/Group/Organization Type	Housing PHA

	What section of the Plan was addressed by Consultation?	Housing Need Assessment Lead-based Paint Strategy Public Housing Needs Non-Homeless Special Needs Anti-poverty Strategy
	How was the Agency/Group/Organization consulted and what are the anticipated outcomes of the consultation or areas for improved coordination?	The Housing Authority of South Bend was contacted to determine the housing needs of its very low-income clients. The City reviewed its program and funded activities that met the goals and objectives as outlined in the City's Five Year Consolidated Plan to address these housing needs.
3	Agency/Group/Organization	MISHAWAKA
	Agency/Group/Organization Type	Other government - Local
	What section of the Plan was addressed by Consultation?	Housing Need Assessment Lead-based Paint Strategy Homelessness Strategy Homeless Needs - Chronically homeless Homeless Needs - Families with children Homelessness Needs - Veterans Homelessness Needs - Unaccompanied youth Non-Homeless Special Needs Economic Development Market Analysis Anti-poverty Strategy
	How was the Agency/Group/Organization consulted and what are the anticipated outcomes of the consultation or areas for improved coordination?	The City of Mishawaka is a participating member of the St. Joseph County Housing Consortium. The City reviewed its program and funded activities that met the goals and objectives as outlined in the City's Five Year Consolidated Plan to address these housing needs.

4	Agency/Group/Organization	OAKLAWN PSYCHIATRIC CENTER, INC.
	Agency/Group/Organization Type	Services-homeless Regional organization
	What section of the Plan was addressed by Consultation?	Housing Need Assessment Homelessness Strategy Homeless Needs - Chronically homeless Homeless Needs - Families with children Homelessness Needs - Veterans Homelessness Needs - Unaccompanied youth Non-Homeless Special Needs Anti-poverty Strategy
	How was the Agency/Group/Organization consulted and what are the anticipated outcomes of the consultation or areas for improved coordination?	Group meeting held, phone calls; housing and community development priorities; social service and economic development needs.
5	Agency/Group/Organization	HOPE Ministries
	Agency/Group/Organization Type	Housing Services - Housing Services-Children Services-Elderly Persons Services-Victims of Domestic Violence Services-homeless Services - Victims

	What section of the Plan was addressed by Consultation?	Housing Need Assessment Homelessness Strategy Homeless Needs - Chronically homeless Homeless Needs - Families with children Homelessness Needs - Veterans Homelessness Needs - Unaccompanied youth Non-Homeless Special Needs Anti-poverty Strategy
	How was the Agency/Group/Organization consulted and what are the anticipated outcomes of the consultation or areas for improved coordination?	Group meeting held, phone calls; housing and community development priorities; social service and economic development needs.
6	Agency/Group/Organization	YOUTH SERVICE BUREAU
	Agency/Group/Organization Type	Housing Services - Housing Services-Children Services-homeless Child Welfare Agency Regional organization
	What section of the Plan was addressed by Consultation?	Housing Need Assessment Homelessness Strategy Homeless Needs - Chronically homeless Homeless Needs - Families with children Homelessness Needs - Veterans Homelessness Needs - Unaccompanied youth Non-Homeless Special Needs Anti-poverty Strategy

	How was the Agency/Group/Organization consulted and what are the anticipated outcomes of the consultation or areas for improved coordination?	
7	Agency/Group/Organization	ST. MARGARET'S HOUSE
	Agency/Group/Organization Type	Services - Housing Services-Children Services-Victims of Domestic Violence Services - Victims
	What section of the Plan was addressed by Consultation?	Housing Need Assessment Homelessness Strategy Homeless Needs - Chronically homeless Homeless Needs - Families with children Homelessness Needs - Veterans Homelessness Needs - Unaccompanied youth Non-Homeless Special Needs Anti-poverty Strategy
	How was the Agency/Group/Organization consulted and what are the anticipated outcomes of the consultation or areas for improved coordination?	Group meeting held, phone calls; housing and community development priorities; social service and economic development needs.

8	Agency/Group/Organization	Center for the Homeless, Inc
	Agency/Group/Organization Type	Housing Services - Housing Services-Children Services-Persons with HIV/AIDS Services-Victims of Domestic Violence Services-homeless Publicly Funded Institution/System of Care Regional organization
	What section of the Plan was addressed by Consultation?	Housing Need Assessment Homelessness Strategy Homeless Needs - Chronically homeless Homeless Needs - Families with children Homelessness Needs - Veterans Homelessness Needs - Unaccompanied youth Anti-poverty Strategy
	How was the Agency/Group/Organization consulted and what are the anticipated outcomes of the consultation or areas for improved coordination?	Group meeting held, phone calls; housing and community development priorities; social service and economic development needs.
9	Agency/Group/Organization	St. Joseph County Public Library
	Agency/Group/Organization Type	Services-Children Services-Elderly Persons Services-homeless Services-Education Services-Employment

	What section of the Plan was addressed by Consultation?	Housing Need Assessment Homelessness Strategy Homeless Needs - Chronically homeless Homeless Needs - Families with children Homelessness Needs - Veterans Homelessness Needs - Unaccompanied youth Non-Homeless Special Needs Anti-poverty Strategy
	How was the Agency/Group/Organization consulted and what are the anticipated outcomes of the consultation or areas for improved coordination?	Group meeting held, phone calls; housing and community development priorities; social service and economic development needs.
10	Agency/Group/Organization	BOYS AND GIRLS CLUB OF ST. JOSEPH COUNTY
	Agency/Group/Organization Type	Services-Children Services-Education Child Welfare Agency Regional organization
	What section of the Plan was addressed by Consultation?	Housing Need Assessment Homelessness Strategy Homeless Needs - Chronically homeless Homeless Needs - Families with children Homelessness Needs - Veterans Homelessness Needs - Unaccompanied youth Non-Homeless Special Needs Anti-poverty Strategy
	How was the Agency/Group/Organization consulted and what are the anticipated outcomes of the consultation or areas for improved coordination?	Group meeting held, phone calls; housing and community development priorities; social service and economic development needs.

11	Agency/Group/Organization	Goodwill Bridges out of Poverty
	Agency/Group/Organization Type	Services-Education Services-Employment
	What section of the Plan was addressed by Consultation?	Housing Need Assessment Homelessness Strategy Homeless Needs - Chronically homeless Homeless Needs - Families with children Homelessness Needs - Veterans Homelessness Needs - Unaccompanied youth Non-Homeless Special Needs Anti-poverty Strategy
	How was the Agency/Group/Organization consulted and what are the anticipated outcomes of the consultation or areas for improved coordination?	Group meeting held, phone calls; housing and community development priorities; social service and economic development needs.
12	Agency/Group/Organization	AIDS MINISTRIES/AIDS ASSIST
	Agency/Group/Organization Type	Services-Persons with HIV/AIDS Services-homeless Health Agency
	What section of the Plan was addressed by Consultation?	Housing Need Assessment Homelessness Strategy Homeless Needs - Chronically homeless Homeless Needs - Families with children Homelessness Needs - Veterans Homelessness Needs - Unaccompanied youth Non-Homeless Special Needs Anti-poverty Strategy

	How was the Agency/Group/Organization consulted and what are the anticipated outcomes of the consultation or areas for improved coordination?	Group meeting held, phone calls; housing and community development priorities; social service and economic development needs.
13	Agency/Group/Organization	Upper Room Recovery
	Agency/Group/Organization Type	Services-homeless Services-Employment Health Agency
	What section of the Plan was addressed by Consultation?	Housing Need Assessment Homelessness Strategy Homeless Needs - Chronically homeless Homeless Needs - Families with children Homelessness Needs - Veterans Homelessness Needs - Unaccompanied youth Non-Homeless Special Needs Anti-poverty Strategy
	How was the Agency/Group/Organization consulted and what are the anticipated outcomes of the consultation or areas for improved coordination?	Group meeting held, phone calls; housing and community development priorities; social service and economic development needs.
14	Agency/Group/Organization	Dismas House of South Bend
	Agency/Group/Organization Type	Services-homeless

	What section of the Plan was addressed by Consultation?	Housing Need Assessment Homelessness Strategy Homeless Needs - Chronically homeless Homeless Needs - Families with children Homelessness Needs - Veterans Homelessness Needs - Unaccompanied youth Non-Homeless Special Needs Anti-poverty Strategy
	How was the Agency/Group/Organization consulted and what are the anticipated outcomes of the consultation or areas for improved coordination?	Group meeting held, phone calls; housing and community development priorities; social service and economic development needs.
15	Agency/Group/Organization	St. Joseph Area Plan Commission
	Agency/Group/Organization Type	Other government - County Regional organization Planning organization
	What section of the Plan was addressed by Consultation?	Housing Need Assessment Homelessness Strategy Homeless Needs - Chronically homeless Homeless Needs - Families with children Homelessness Needs - Veterans Homelessness Needs - Unaccompanied youth Non-Homeless Special Needs Economic Development Market Analysis Anti-poverty Strategy
	How was the Agency/Group/Organization consulted and what are the anticipated outcomes of the consultation or areas for improved coordination?	Group meeting held, phone calls; housing and community development priorities; social service and economic development needs.

16	Agency/Group/Organization	Dept of Code Enforcement
	Agency/Group/Organization Type	Services - Housing Other government - Local
	What section of the Plan was addressed by Consultation?	Housing Need Assessment Homelessness Strategy Homeless Needs - Chronically homeless Homeless Needs - Families with children Homelessness Needs - Veterans Homelessness Needs - Unaccompanied youth Non-Homeless Special Needs Economic Development Market Analysis Anti-poverty Strategy
	How was the Agency/Group/Organization consulted and what are the anticipated outcomes of the consultation or areas for improved coordination?	Group meeting held, phone calls; housing and community development priorities; social service and economic development needs.
17	Agency/Group/Organization	Office of Sustainability
	Agency/Group/Organization Type	Other government - County Other government - Local Regional organization Planning organization

	What section of the Plan was addressed by Consultation?	Housing Need Assessment Homelessness Strategy Homeless Needs - Chronically homeless Homeless Needs - Families with children Homelessness Needs - Veterans Homelessness Needs - Unaccompanied youth Non-Homeless Special Needs Economic Development Market Analysis Anti-poverty Strategy
	How was the Agency/Group/Organization consulted and what are the anticipated outcomes of the consultation or areas for improved coordination?	Group meeting held, phone calls; housing and community development priorities; social service and economic development needs.
18	Agency/Group/Organization	Business Development Department
	Agency/Group/Organization Type	Other government - County Other government - Local Regional organization Planning organization Business Leaders Business and Civic Leaders
	What section of the Plan was addressed by Consultation?	Housing Need Assessment Economic Development Market Analysis Anti-poverty Strategy
	How was the Agency/Group/Organization consulted and what are the anticipated outcomes of the consultation or areas for improved coordination?	Group meeting held, phone calls; housing and community development priorities; social service and economic development needs.

19	Agency/Group/Organization	Indiana Small Business Development Center
	Agency/Group/Organization Type	Services-Employment Regional organization Planning organization Business Leaders
	What section of the Plan was addressed by Consultation?	Housing Need Assessment Economic Development Market Analysis Anti-poverty Strategy
	How was the Agency/Group/Organization consulted and what are the anticipated outcomes of the consultation or areas for improved coordination?	Group meeting held, phone calls; housing and community development priorities; social service and economic development needs.
20	Agency/Group/Organization	South Bend Career Pathways
	Agency/Group/Organization Type	Services-Employment Regional organization Planning organization Business Leaders Business and Civic Leaders
	What section of the Plan was addressed by Consultation?	Housing Need Assessment Economic Development Market Analysis Anti-poverty Strategy
	How was the Agency/Group/Organization consulted and what are the anticipated outcomes of the consultation or areas for improved coordination?	Group meeting held, phone calls; housing and community development priorities; social service and economic development needs.

21	Agency/Group/Organization	Women's Entrepreneurship Initiative
	Agency/Group/Organization Type	Services-Education Services-Employment Regional organization Business Leaders Civic Leaders Business and Civic Leaders
	What section of the Plan was addressed by Consultation?	Housing Need Assessment Economic Development Market Analysis Anti-poverty Strategy
	How was the Agency/Group/Organization consulted and what are the anticipated outcomes of the consultation or areas for improved coordination?	Group meeting held, phone calls; housing and community development priorities; social service and economic development needs.
22	Agency/Group/Organization	Notre Dame Economic Justice Clinic
	Agency/Group/Organization Type	Housing Service-Fair Housing
	What section of the Plan was addressed by Consultation?	Housing Need Assessment Public Housing Needs Homelessness Strategy Homeless Needs - Chronically homeless Homeless Needs - Families with children Homelessness Needs - Veterans Homelessness Needs - Unaccompanied youth Non-Homeless Special Needs Market Analysis

	How was the Agency/Group/Organization consulted and what are the anticipated outcomes of the consultation or areas for improved coordination?	Group meeting held, phone calls; housing and community development priorities; social service and economic development needs.
23	Agency/Group/Organization	St. Joseph County Department of Health
	Agency/Group/Organization Type	Services - Housing Services-Health Health Agency Other government - County Other government - Local
	What section of the Plan was addressed by Consultation?	Housing Need Assessment Lead-based Paint Strategy Market Analysis
	How was the Agency/Group/Organization consulted and what are the anticipated outcomes of the consultation or areas for improved coordination?	Group meeting held, phone calls; housing and community development priorities; social service and economic development needs.
24	Agency/Group/Organization	466 Works
	Agency/Group/Organization Type	Housing Services - Housing Civic Leaders Neighborhood Organization

	What section of the Plan was addressed by Consultation?	Housing Need Assessment Homelessness Strategy Homeless Needs - Chronically homeless Homeless Needs - Families with children Homelessness Needs - Veterans Homelessness Needs - Unaccompanied youth Non-Homeless Special Needs Economic Development Market Analysis Anti-poverty Strategy
	How was the Agency/Group/Organization consulted and what are the anticipated outcomes of the consultation or areas for improved coordination?	Group meeting held, phone calls; housing and community development priorities; social service and economic development needs.
25	Agency/Group/Organization	Neighborhood Development Associates
	Agency/Group/Organization Type	Housing Services - Housing
	What section of the Plan was addressed by Consultation?	Housing Need Assessment Homelessness Strategy Homeless Needs - Chronically homeless Homeless Needs - Families with children Homelessness Needs - Veterans Homelessness Needs - Unaccompanied youth Non-Homeless Special Needs Economic Development Market Analysis Anti-poverty Strategy

	How was the Agency/Group/Organization consulted and what are the anticipated outcomes of the consultation or areas for improved coordination?	Group meeting held, phone calls; housing and community development priorities; social service and economic development needs.
26	Agency/Group/Organization	Place Homes, Inc.
	Agency/Group/Organization Type	Housing Services - Housing Business Leaders
	What section of the Plan was addressed by Consultation?	Housing Need Assessment Homelessness Strategy Homeless Needs - Chronically homeless Homeless Needs - Families with children Homelessness Needs - Veterans Homelessness Needs - Unaccompanied youth Non-Homeless Special Needs Economic Development Market Analysis Anti-poverty Strategy
	How was the Agency/Group/Organization consulted and what are the anticipated outcomes of the consultation or areas for improved coordination?	Group meeting held, phone calls; housing and community development priorities; social service and economic development needs.
27	Agency/Group/Organization	NEAR NORTHWEST NEIGHBORHOOD, INC.
	Agency/Group/Organization Type	Housing Services - Housing

	What section of the Plan was addressed by Consultation?	Housing Need Assessment Homelessness Strategy Homeless Needs - Chronically homeless Homeless Needs - Families with children Homelessness Needs - Veterans Non-Homeless Special Needs Economic Development Market Analysis Anti-poverty Strategy
	How was the Agency/Group/Organization consulted and what are the anticipated outcomes of the consultation or areas for improved coordination?	Group meeting held, phone calls; housing and community development priorities; social service and economic development needs.
28	Agency/Group/Organization	HABITAT FOR HUMANITY OF ST. JOSEPH COUNTY
	Agency/Group/Organization Type	Housing Services - Housing
	What section of the Plan was addressed by Consultation?	Housing Need Assessment Homelessness Strategy Homeless Needs - Chronically homeless Homeless Needs - Families with children Homelessness Needs - Veterans Homelessness Needs - Unaccompanied youth Non-Homeless Special Needs Economic Development Market Analysis Anti-poverty Strategy
	How was the Agency/Group/Organization consulted and what are the anticipated outcomes of the consultation or areas for improved coordination?	Group meeting held, phone calls; housing and community development priorities; social service and economic development needs.

29	Agency/Group/Organization	Hurry Home
	Agency/Group/Organization Type	Housing Services - Housing
	What section of the Plan was addressed by Consultation?	Housing Need Assessment Homelessness Strategy Homeless Needs - Chronically homeless Homeless Needs - Families with children Homelessness Needs - Veterans Homelessness Needs - Unaccompanied youth Non-Homeless Special Needs Economic Development Market Analysis Anti-poverty Strategy
	How was the Agency/Group/Organization consulted and what are the anticipated outcomes of the consultation or areas for improved coordination?	Group meeting held, phone calls; housing and community development priorities; social service and economic development needs.
30	Agency/Group/Organization	SOUTH BEND HERITAGE FOUNDATION
	Agency/Group/Organization Type	Housing Services - Housing

	What section of the Plan was addressed by Consultation?	Housing Need Assessment Homelessness Strategy Homeless Needs - Chronically homeless Homeless Needs - Families with children Homelessness Needs - Veterans Homelessness Needs - Unaccompanied youth Non-Homeless Special Needs Economic Development Market Analysis Anti-poverty Strategy
	How was the Agency/Group/Organization consulted and what are the anticipated outcomes of the consultation or areas for improved coordination?	Group meeting held, phone calls; housing and community development priorities; social service and economic development needs.
31	Agency/Group/Organization	NAACP South Bend
	Agency/Group/Organization Type	Civic Leaders Services - Advocacy
	What section of the Plan was addressed by Consultation?	Housing Need Assessment Homelessness Strategy Homeless Needs - Chronically homeless Homeless Needs - Families with children Homelessness Needs - Veterans Homelessness Needs - Unaccompanied youth Non-Homeless Special Needs Economic Development Market Analysis Anti-poverty Strategy

	How was the Agency/Group/Organization consulted and what are the anticipated outcomes of the consultation or areas for improved coordination?	Group meeting held, phone calls; housing and community development priorities; social service and economic development needs.
32	Agency/Group/Organization	IN*Source
	Agency/Group/Organization Type	Services-Children Services-Persons with Disabilities Services-Health Services-Education Health Agency Child Welfare Agency
	What section of the Plan was addressed by Consultation?	Housing Need Assessment Homelessness Strategy Homeless Needs - Chronically homeless Homeless Needs - Families with children Homelessness Needs - Veterans Homelessness Needs - Unaccompanied youth Non-Homeless Special Needs Economic Development Market Analysis Anti-poverty Strategy
	How was the Agency/Group/Organization consulted and what are the anticipated outcomes of the consultation or areas for improved coordination?	Group meeting held, phone calls; housing and community development priorities; social service and economic development needs.

33	Agency/Group/Organization	LOGAN CENTER - REGIONAL AUTISM CENTER
	Agency/Group/Organization Type	Services-Children Services-Persons with Disabilities Services-Education Child Welfare Agency Regional organization
	What section of the Plan was addressed by Consultation?	Housing Need Assessment Homelessness Strategy Homeless Needs - Chronically homeless Homeless Needs - Families with children Homelessness Needs - Veterans Homelessness Needs - Unaccompanied youth Non-Homeless Special Needs Economic Development Market Analysis Anti-poverty Strategy
	How was the Agency/Group/Organization consulted and what are the anticipated outcomes of the consultation or areas for improved coordination?	Group meeting held, phone calls; housing and community development priorities; social service and economic development needs.
34	Agency/Group/Organization	La Casa de Amistad
	Agency/Group/Organization Type	Regional organization Civic Leaders Services - Advocacy

	What section of the Plan was addressed by Consultation?	Housing Need Assessment Homelessness Strategy Homeless Needs - Chronically homeless Homeless Needs - Families with children Homelessness Needs - Veterans Homelessness Needs - Unaccompanied youth Non-Homeless Special Needs Economic Development Market Analysis Anti-poverty Strategy
	How was the Agency/Group/Organization consulted and what are the anticipated outcomes of the consultation or areas for improved coordination?	Group meeting held, phone calls; housing and community development priorities; social service and economic development needs.
35	Agency/Group/Organization	Catholic Worker of Michiana
	Agency/Group/Organization Type	Services - Housing Services-homeless Child Welfare Agency
	What section of the Plan was addressed by Consultation?	Housing Need Assessment Homelessness Strategy Homeless Needs - Chronically homeless Homeless Needs - Families with children Homelessness Needs - Veterans Homelessness Needs - Unaccompanied youth Non-Homeless Special Needs Economic Development Market Analysis Anti-poverty Strategy

	How was the Agency/Group/Organization consulted and what are the anticipated outcomes of the consultation or areas for improved coordination?	Group meeting held, phone calls; housing and community development priorities; social service and economic development needs.
36	Agency/Group/Organization	Cross Community
	Agency/Group/Organization Type	Housing Services - Housing Civic Leaders
	What section of the Plan was addressed by Consultation?	Housing Need Assessment Homelessness Strategy Homeless Needs - Chronically homeless Homeless Needs - Families with children Homelessness Needs - Veterans Homelessness Needs - Unaccompanied youth Non-Homeless Special Needs Economic Development Market Analysis Anti-poverty Strategy
	How was the Agency/Group/Organization consulted and what are the anticipated outcomes of the consultation or areas for improved coordination?	Group meeting held, phone calls; housing and community development priorities; social service and economic development needs.
37	Agency/Group/Organization	Doulos Chapel
	Agency/Group/Organization Type	Civic Leaders

	What section of the Plan was addressed by Consultation?	Housing Need Assessment Homelessness Strategy Homeless Needs - Chronically homeless Homeless Needs - Families with children Homelessness Needs - Veterans Homelessness Needs - Unaccompanied youth Non-Homeless Special Needs Economic Development Market Analysis Anti-poverty Strategy
	How was the Agency/Group/Organization consulted and what are the anticipated outcomes of the consultation or areas for improved coordination?	Group meeting held, phone calls; housing and community development priorities; social service and economic development needs.
38	Agency/Group/Organization	Mt. Carmel Missionary Baptist Church
	Agency/Group/Organization Type	Civic Leaders
	What section of the Plan was addressed by Consultation?	Housing Need Assessment Homelessness Strategy Homeless Needs - Chronically homeless Homeless Needs - Families with children Homelessness Needs - Veterans Homelessness Needs - Unaccompanied youth Non-Homeless Special Needs Economic Development Market Analysis Anti-poverty Strategy
	How was the Agency/Group/Organization consulted and what are the anticipated outcomes of the consultation or areas for improved coordination?	Group meeting held, phone calls; housing and community development priorities; social service and economic development needs.

39	Agency/Group/Organization	Broadway Christian Parish United Methodist Church
	Agency/Group/Organization Type	Civic Leaders
	What section of the Plan was addressed by Consultation?	Housing Need Assessment Homelessness Strategy Homeless Needs - Chronically homeless Homeless Needs - Families with children Homelessness Needs - Veterans Homelessness Needs - Unaccompanied youth Non-Homeless Special Needs Economic Development Market Analysis Anti-poverty Strategy
	How was the Agency/Group/Organization consulted and what are the anticipated outcomes of the consultation or areas for improved coordination?	Group meeting held, phone calls; housing and community development priorities; social service and economic development needs.
40	Agency/Group/Organization	United Religious Community
	Agency/Group/Organization Type	Civic Leaders
	What section of the Plan was addressed by Consultation?	Housing Need Assessment Homelessness Strategy Homeless Needs - Chronically homeless Homeless Needs - Families with children Homelessness Needs - Veterans Homelessness Needs - Unaccompanied youth Non-Homeless Special Needs Economic Development Market Analysis Anti-poverty Strategy

	How was the Agency/Group/Organization consulted and what are the anticipated outcomes of the consultation or areas for improved coordination?	Group meeting held, phone calls; housing and community development priorities; social service and economic development needs.
41	Agency/Group/Organization	Bowman Creek Educational Ecosystem
	Agency/Group/Organization Type	Services - Housing Regional organization Planning organization Neighborhood Organization
	What section of the Plan was addressed by Consultation?	Housing Need Assessment Homelessness Strategy Homeless Needs - Chronically homeless Homeless Needs - Families with children Homelessness Needs - Veterans Homelessness Needs - Unaccompanied youth Non-Homeless Special Needs Economic Development Market Analysis Anti-poverty Strategy
	How was the Agency/Group/Organization consulted and what are the anticipated outcomes of the consultation or areas for improved coordination?	Group meeting held, phone calls; housing and community development priorities; social service and economic development needs.
42	Agency/Group/Organization	River Park Neighborhood Association
	Agency/Group/Organization Type	Services - Housing Regional organization Planning organization Civic Leaders Neighborhood Organization

	What section of the Plan was addressed by Consultation?	Housing Need Assessment Homelessness Strategy Homeless Needs - Chronically homeless Homeless Needs - Families with children Homelessness Needs - Veterans Homelessness Needs - Unaccompanied youth Non-Homeless Special Needs Economic Development Market Analysis Anti-poverty Strategy
	How was the Agency/Group/Organization consulted and what are the anticipated outcomes of the consultation or areas for improved coordination?	Group meeting held, phone calls; housing and community development priorities; social service and economic development needs.
43	Agency/Group/Organization	Near West Side Neighborhood Organization
	Agency/Group/Organization Type	Services - Housing Regional organization Planning organization Civic Leaders Neighborhood Organization

	What section of the Plan was addressed by Consultation?	Housing Need Assessment Homelessness Strategy Homeless Needs - Chronically homeless Homeless Needs - Families with children Homelessness Needs - Veterans Homelessness Needs - Unaccompanied youth Non-Homeless Special Needs Economic Development Market Analysis Anti-poverty Strategy
	How was the Agency/Group/Organization consulted and what are the anticipated outcomes of the consultation or areas for improved coordination?	Group meeting held, phone calls; housing and community development priorities; social service and economic development needs.
44	Agency/Group/Organization	Veterans Administration
	Agency/Group/Organization Type	Services-homeless Services-Health Services-Employment Health Agency Publicly Funded Institution/System of Care Other government - Federal

	What section of the Plan was addressed by Consultation?	Housing Need Assessment Homelessness Strategy Homeless Needs - Chronically homeless Homeless Needs - Families with children Homelessness Needs - Veterans Homelessness Needs - Unaccompanied youth Non-Homeless Special Needs Economic Development Market Analysis Anti-poverty Strategy
	How was the Agency/Group/Organization consulted and what are the anticipated outcomes of the consultation or areas for improved coordination?	Group meeting held, phone calls; housing and community development priorities; social service and economic development needs.
45	Agency/Group/Organization	Far Northwest Neighborhood Association
	Agency/Group/Organization Type	Services - Housing Regional organization Planning organization Civic Leaders Neighborhood Organization

	What section of the Plan was addressed by Consultation?	Housing Need Assessment Homelessness Strategy Homeless Needs - Chronically homeless Homeless Needs - Families with children Homelessness Needs - Veterans Homelessness Needs - Unaccompanied youth Non-Homeless Special Needs Economic Development Market Analysis Anti-poverty Strategy
	How was the Agency/Group/Organization consulted and what are the anticipated outcomes of the consultation or areas for improved coordination?	Group meeting held, phone calls; housing and community development priorities; social service and economic development needs.
46	Agency/Group/Organization	Southeast Organized Area Residents
	Agency/Group/Organization Type	Regional organization Planning organization Civic Leaders Neighborhood Organization
	What section of the Plan was addressed by Consultation?	Housing Need Assessment Homelessness Strategy Homeless Needs - Chronically homeless Homeless Needs - Families with children Homelessness Needs - Veterans Homelessness Needs - Unaccompanied youth Non-Homeless Special Needs Economic Development Market Analysis Anti-poverty Strategy

	How was the Agency/Group/Organization consulted and what are the anticipated outcomes of the consultation or areas for improved coordination?	Group meeting held, phone calls; housing and community development priorities; social service and economic development needs.
47	Agency/Group/Organization	Neighborhood Resources Connection
	Agency/Group/Organization Type	Services - Housing Regional organization Planning organization Civic Leaders Neighborhood Organization
	What section of the Plan was addressed by Consultation?	Housing Need Assessment Homelessness Strategy Homeless Needs - Chronically homeless Homeless Needs - Families with children Homelessness Needs - Veterans Homelessness Needs - Unaccompanied youth Non-Homeless Special Needs Economic Development Market Analysis Anti-poverty Strategy
	How was the Agency/Group/Organization consulted and what are the anticipated outcomes of the consultation or areas for improved coordination?	Group meeting held, phone calls; housing and community development priorities; social service and economic development needs.
48	Agency/Group/Organization	Kennedy Park Neighborhood Association
	Agency/Group/Organization Type	Regional organization Planning organization Civic Leaders Neighborhood Organization

	What section of the Plan was addressed by Consultation?	Housing Need Assessment Homelessness Strategy Homeless Needs - Chronically homeless Homeless Needs - Families with children Homelessness Needs - Veterans Homelessness Needs - Unaccompanied youth Non-Homeless Special Needs Economic Development Market Analysis Anti-poverty Strategy
	How was the Agency/Group/Organization consulted and what are the anticipated outcomes of the consultation or areas for improved coordination?	Group meeting held, phone calls; housing and community development priorities; social service and economic development needs.
49	Agency/Group/Organization	Edgewater Place
	Agency/Group/Organization Type	Services - Housing Regional organization Planning organization Civic Leaders Neighborhood Organization

	What section of the Plan was addressed by Consultation?	Housing Need Assessment Homelessness Strategy Homeless Needs - Chronically homeless Homeless Needs - Families with children Homelessness Needs - Veterans Homelessness Needs - Unaccompanied youth Non-Homeless Special Needs Economic Development Market Analysis Anti-poverty Strategy
	How was the Agency/Group/Organization consulted and what are the anticipated outcomes of the consultation or areas for improved coordination?	Group meeting held, phone calls; housing and community development priorities; social service and economic development needs.
50	Agency/Group/Organization	Kankakee Wetlands Organic Gardens
	Agency/Group/Organization Type	Services-Health Civic Leaders Neighborhood Organization
	What section of the Plan was addressed by Consultation?	Housing Need Assessment Homelessness Strategy Homeless Needs - Chronically homeless Homeless Needs - Families with children Homelessness Needs - Veterans Homelessness Needs - Unaccompanied youth Non-Homeless Special Needs Economic Development Market Analysis Anti-poverty Strategy

	How was the Agency/Group/Organization consulted and what are the anticipated outcomes of the consultation or areas for improved coordination?	Group meeting held, phone calls; housing and community development priorities; social service and economic development needs.
51	Agency/Group/Organization	Transpo
	Agency/Group/Organization Type	Regional organization Planning organization Public Transit
	What section of the Plan was addressed by Consultation?	Housing Need Assessment Economic Development Market Analysis Anti-poverty Strategy
	How was the Agency/Group/Organization consulted and what are the anticipated outcomes of the consultation or areas for improved coordination?	Group meeting held, phone calls; housing and community development priorities; social service and economic development needs.
52	Agency/Group/Organization	1st Source Bank
	Agency/Group/Organization Type	Business Leaders Private Sector Banking / Financing
	What section of the Plan was addressed by Consultation?	Housing Need Assessment Economic Development Market Analysis Anti-poverty Strategy
	How was the Agency/Group/Organization consulted and what are the anticipated outcomes of the consultation or areas for improved coordination?	Group meeting held, phone calls; housing and community development priorities; social service and economic development needs.

53	Agency/Group/Organization	Communitywide FCU
	Agency/Group/Organization Type	Business Leaders Private Sector Banking / Financing
	What section of the Plan was addressed by Consultation?	Housing Need Assessment Economic Development Market Analysis Anti-poverty Strategy
	How was the Agency/Group/Organization consulted and what are the anticipated outcomes of the consultation or areas for improved coordination?	Group meeting held, phone calls; housing and community development priorities; social service and economic development needs.
54	Agency/Group/Organization	Teachers Credit Union
	Agency/Group/Organization Type	Business Leaders Private Sector Banking / Financing
	What section of the Plan was addressed by Consultation?	Housing Need Assessment Economic Development Market Analysis Anti-poverty Strategy
	How was the Agency/Group/Organization consulted and what are the anticipated outcomes of the consultation or areas for improved coordination?	Group meeting held, phone calls; housing and community development priorities; social service and economic development needs.
55	Agency/Group/Organization	Mutual Bank
	Agency/Group/Organization Type	Business Leaders Private Sector Banking / Financing

	What section of the Plan was addressed by Consultation?	Housing Need Assessment Economic Development Market Analysis Anti-poverty Strategy
	How was the Agency/Group/Organization consulted and what are the anticipated outcomes of the consultation or areas for improved coordination?	Group meeting held, phone calls; housing and community development priorities; social service and economic development needs.
56	Agency/Group/Organization	Community Homebuyers Corporation
	Agency/Group/Organization Type	Housing Services - Housing Business and Civic Leaders Private Sector Banking / Financing
	What section of the Plan was addressed by Consultation?	Housing Need Assessment Economic Development Market Analysis Anti-poverty Strategy
	How was the Agency/Group/Organization consulted and what are the anticipated outcomes of the consultation or areas for improved coordination?	Group meeting held, phone calls; housing and community development priorities; social service and economic development needs.
57	Agency/Group/Organization	Notre Dame FCU
	Agency/Group/Organization Type	Business Leaders Private Sector Banking / Financing
	What section of the Plan was addressed by Consultation?	Housing Need Assessment Economic Development Market Analysis Anti-poverty Strategy

	How was the Agency/Group/Organization consulted and what are the anticipated outcomes of the consultation or areas for improved coordination?	Group meeting held, phone calls; housing and community development priorities; social service and economic development needs.
58	Agency/Group/Organization	Lake City Bank
	Agency/Group/Organization Type	Business Leaders Private Sector Banking / Financing
	What section of the Plan was addressed by Consultation?	Housing Need Assessment Economic Development Market Analysis Anti-poverty Strategy
	How was the Agency/Group/Organization consulted and what are the anticipated outcomes of the consultation or areas for improved coordination?	Group meeting held, phone calls; housing and community development priorities; social service and economic development needs.

Table 2 – Agencies, groups, organizations who participated

The following agencies were consulted during the preparation of the Five Year Consolidated Plan:

- IN*Source
- Logan Center
- La Casa de Amistad
- Catholic Workers
- Cross Communities CDC
- St. Joseph County Area Planning Commission
- 1st Source Bank
- Communitywide FCU
- Mutual Bank
- Teachers Credit Union
- Community Homebuyers Corporation

- Halpin Slough, PC, Attorneys
- Notre Dame FCU
- Lake City Bank
- Region 2.a. Balance of State Regional Planning Council
- South Bend Human Rights Commission
- City of South Bend Office of Diversity & Inclusion
- Indiana Small Business Development Center
- South Bend Career Pathways
- Women's Entrepreneurship Initiative
- Doulos Chapel
- Mt. Carmel Missionary Baptist Church
- Broadway Christian Parish United Methodist Church
- United Religious Community of St. Joseph County
- St. Joseph County Health Department
- Housing Authority of the City of South Bend
- Housing Authority of the City of Mishawaka
- 466 Works Community Development Corporation
- Neighborhood Development Division, Department of Community Investment
- Place Builders, Inc.
- Near Northwest Neighborhood, Inc.
- Habitat for Humanity of St. Joseph County
- Hurry Home
- South Bend Heritage Foundation
- BCE2 (Southeast)
- River Park Neighborhood Association
- Near West Side Neighborhood Organization
- Near Northwest Neighborhood
- Veterans' Administration
- Far North West Neighborhood Association

- Edgewater Neighborhood Association
- Kennedy Park Neighborhood Association
- Kankakee Wetlands Organic Gardens
- Oaklawn Psychiatric Center
- HOPE Ministries
- Youth Service Bureau of St. Joseph County
- St. Margaret's House
- Center for the Homeless, Inc.
- St. Joseph County Public Library
- Boys & Girls Club of St. Joseph County
- Goodwill Bridges Out of Poverty
- AIDS Ministries/AIDS Assist
- Upper Room Recovery
- Dismas House
- Transpo
- Notre Dame Economic Justice Clinic

Identify any Agency Types not consulted and provide rationale for not consulting

All agency types were consulted and contacted during the planning process.

Other local/regional/state/federal planning efforts considered when preparing the Plan

Name of Plan	Lead Organization	How do the goals of your Strategic Plan overlap with the goals of each plan?
CoC Consolidated Application	Indiana Balance of State Continuum of Care	They are incorporated in the Five Year Consolidated Plan and the Annual Action Plans.

Annual and Five Year Capital Plans	The Housing Authority of South Bend	The Housing Authority of South Bend is the lead agency providing public housing assistance in and the City of South Bend. The goals of the County, City, and the Housing Authority are complementary.
Annual and Five Year Capital Plans	The Housing Authority of the City of Mishawaka	The Housing Authority of Mishawaka is the lead agency providing public housing assistance in the City of Mishawaka. The goals of the County, City, and the Housing Authority are complementary.
FY 2020-2024 Five Year Consolidated Plan	City of South Bend	They are incorporated in the Five Year Consolidated Plan and the Annual Action Plans.
FY 2020-2024 Analysis of Impediments to Fair Housing Choice	St. Joseph County	They are incorporated in the Five Year Consolidated Plan and the Annual Action Plans.
FY 2014-2019 Comprehensive Economic Development Strategy	Michiana Area Council of Governments	They are incorporated in the Five Year Consolidated Plan and the Annual Action Plans.
2017 South Bend Working Group on Chronic Homelessness Report	South Bend Working Group on Chronic Homelessness	They are incorporated in the Five Year Consolidated Plan and the Annual Action Plans.
St. Joseph County Comprehensive Emergency Management Plan	St. Joseph County	They are incorporated in the Five Year Consolidated Plan and the Annual Action Plans.
Broadband Access Plan	South Bend Chamber of Commerce	They are incorporated in the Five Year Consolidated Plan and the Annual Action Plans.

Table 3 – Other local / regional / federal planning efforts

Describe cooperation and coordination with other public entities, including the State and any adjacent units of general local government, in the implementation of the Consolidated Plan (91.215(l))

The City of South Bend's Department of Community Investment's Neighborhood Development division is the administering agency for the CDBG and ESG programs. The City of South Bend is the Participating Jurisdiction (PJ) for the St. Joseph County Housing Consortium and is the administering agency for the HOME Program. Close coordination is maintained with other City Departments such as Code Enforcement, Planning, Sustainability, Business Development, Human Rights, and Diversity & Inclusion, the Housing Authority of South Bend, as well as County departments such as the Health Department, the Area Plan Commission, and the Indiana Balance of State Continuum of Care. Coordination with various non-profit organizations, such as the Center for the Homeless, La Casa de Amistad, Youth Services Bureau, 466 Works, Near Northwest Neighborhood, and South Bend Heritage Foundation helped in the planning process and developed priorities. The City works closely with regional organizations, the neighboring City of Mishawaka, and County staff to address projects and activities that extend beyond the City limits. The City and the County agencies have a good working relationship.

The Indiana Balance of State CoC coordinates statewide Con Planning, CoC strategic planning and ESG policies/priorities/allocations with the City of South Bend. This improved process results in greater statewide input in identifying unmet needs, priority populations, and ESG performance standards.

Narrative (optional):

PR-15 Citizen Participation

1. Summary of citizen participation process/Efforts made to broaden citizen participation Summarize citizen participation process and how it impacted goal-setting

The City of South Bend (in its PJ role with the St. Joseph County Housing Consortium) has followed its adopted Citizens Participation Plan to develop this Five Year Consolidated Plan.

The FY 2020-2024 Consolidated Plan and FY 2020 Annual Action Plan have many components that require and encourage citizen participation. These components are the following: interviews and roundtable discussions with various stakeholders; a public needs hearing; and a public hearing to gather comments on the draft plan on public display. The Housing Consortium also developed a survey to obtain resident input. The Survey was made available in an online version on both City's websites and in a hard copy version available in the South Bend City Hall, Mishawaka City Hall, Department of Neighborhood Investment, and other public facilities. St. Joseph County received 133 completed surveys, 112 of which were completed by residents of South Bend. All of these comments are included in the Consolidated and Annual Action Plan in the Exhibit Section. Through the citizen participation process, the Housing Consortium uses citizen input to develop how the plan will serve the low- and moderate-income population to reach the goals set forth in the Five Year Consolidated Plan.

Citizen Participation Outreach

Sort Order	Mode of Outreach	Target of Outreach	Summary of response/ attendance	Summary of comments received	Summary of comments not accepted and reasons	URL (If applicable)
1.	Public Meeting	Minorities Persons with disabilities Non-targeted/ broad community Residents of Public and Assisted Housing Agencies/ Organizations	See public hearing sign-in sheets in the Exhibit Section of the Consolidated Plan.	See public hearing comments in the Exhibits Section of the Consolidated Plan.	None.	Not Applicable.

Sort Order	Mode of Outreach	Target of Outreach	Summary of response/ attendance	Summary of comments received	Summary of comments not accepted and reasons	URL (If applicable)
2.	Newspaper Ad	Minorities Persons with disabilities Non-targeted/ broad community Residents of Public and Assisted Housing Agencies/ Organizations	None.	None.	None.	Not Applicable.

Sort Order	Mode of Outreach	Target of Outreach	Summary of response/ attendance	Summary of comments received	Summary of comments not accepted and reasons	URL (If applicable)
3.	Resident Surveys	Minorities Persons with disabilities Non-targeted/ broad community Residents of Public and Assisted Housing City wide	Placed the Resident Survey on the City's website and emailed surveys to agencies/ organizations. In addition, they were passed out at public hearing and agencies/ organizations meetings.	The City received back over 100 resident surveys. The tabulations of the Resident Surveys are in the Exhibit Section of this Consolidated Plan.	All comments were accepted.	https://www.surveymonkey.com/r/2020StJosephCounty

Sort Order	Mode of Outreach	Target of Outreach	Summary of response/ attendance	Summary of comments received	Summary of comments not accepted and reasons	URL (If applicable)
4.	Agency/ Organization Surveys	Minorities Persons with disabilities Non-targeted/ broad community Residents of Public and Assisted Housing Agencies/ Organizations	The agency/ organization surveys were sent out to agencies/ organizations in the County and City.	A summary of the survey responses and meeting minutes can be found in the Exhibit Section of this Consolidated Plan.	All comments were accepted.	Not Applicable.

Table 4 – Citizen Participation Outreach

Needs Assessment

NA-05 Overview

Needs Assessment Overview

The City of South Bend and in its role as PJ for St. Joseph Housing Consortium used the HUD Comprehensive Housing Affordability Strategy (CHAS) data, which provides statistical data on housing needs, to prepare its estimates and projections. The tables in this section have been prepopulated with HUD data sets, based on the American Community Survey (ACS) 2011-2015 Five Year Estimates, and the 2010 U.S. Census. This data is the most current information available to assess housing needs, homeless needs, special needs, social service needs, economic development needs, etc.

The City of South Bend is part of the Indiana-Balance of State Continuum of Care. The Balance of State is split into sixteen (16) individual regions, which are overseen by regional planning councils and chairpersons that lead them. Regional CoCs hold regular meetings to develop and implement strategies for homeless alleviation and prevention. The City of South Bend is located in region 2A, which includes all of St. Joseph County. Data for the development for the homeless needs section was obtained from consultation with the CoC and member agencies that serve on the St. Joseph County Housing Consortium, including the Center for the Homeless, Youth Services Bureau of St. Joseph County, YWCA of North Central Indiana, AIDS Ministries/AIDS Assist, Life Treatment Centers, Hope Ministries, St. Margaret's House, and Dismas House.

Additional needs indicated for the City of South Bend were obtained from input and interviews with various social service agencies, housing providers, City staff, and survey responses.

NA-10 Housing Needs Assessment - 24 CFR 91.205 (a,b,c)

Summary of Housing Needs

The populations of the City of South Bend and St. Joseph County have been relatively stable. Based on a comparison between the 2010 and 2017 population, St. Joseph County had a 0.6% increase in its population. The population increase was 1,682 persons, but the housing supply only increased by 154 units. There are neighborhoods of the City of South Bend with poor housing stock. The City of South Bend undertook the “1,000 houses in 1,000 days” initiative in 2013 and completed it in 2015 to address this large number of substandard housing units.

The Household Area Median Family Income (HAMFI) for St. Joseph County increased by 8% from \$44,644 to \$48,121. This increase represents a change in nominal dollars and not a change in real dollars. To determine the change in real dollars, the Consumer Price Index is used to calculate the inflation rate for a given period. Between 2010 and 2017, the cumulative inflation rate was approximately 12.4%, meaning that the \$44,644.00 median income in 2010 would be \$50,184.99 if it were expressed in terms of 2017 dollars. By taking into consideration the rate of inflation, the median income in St. Joseph County has not kept pace with the rate of inflation.

Demographics	Base Year: 2010	Most Recent Year: 2017	% Change
Population	266,931	268,613	1%
Households	100,540	100,694	0%
Median Income	\$44,644	\$48,121	8%

Table 5 - Housing Needs Assessment Demographics

Data Source: 2010 Census (Base Year), 2013-2017 ACS (Most Recent Year)

Number of Households Table

	0-30% HAMFI	>30-50% HAMFI	>50-80% HAMFI	>80-100% HAMFI	>100% HAMFI
Total Households *	12,475	12,415	18,500	10,084	44,705
Small Family Households *	4,568	3,739	5,935	3,720	23,539
Large Family Households *	940	829	1,379	794	3,264
Household contains at least one person 62-74 years of age	1,474	2,328	3,648	2,034	9,928
Household contains at least one person age 75 or older	1,386	2,778	3,400	1,464	2,909
Households with one or more children 6 years old or younger *	2,772	1,916	2,794	1,418	3,887

* the highest income category for these family types is >80% HAMFI

Table 6 - Total Households Table

Data Source: 2011-2015 CHAS

Housing Needs Summary Tables**1. Housing Problems (Households with one of the listed needs)**

	Renter					Owner				
	0-30% AMI	>30- 50% AMI	>50- 80% AMI	>80- 100% AMI	Total	0-30% AMI	>30- 50% AMI	>50- 80% AMI	>80- 100% AMI	Total
NUMBER OF HOUSEHOLDS										
Substandard Housing - Lacking complete plumbing or kitchen facilities	95	95	85	35	310	58	19	79	25	181
Severely Overcrowded - With >1.51 people per room (and complete kitchen and plumbing)	59	100	20	15	194	0	19	20	4	43
Overcrowded - With 1.01-1.5 people per room (and none of the above problems)	179	107	64	134	484	45	189	210	60	504
Housing cost burden greater than 50% of income (and none of the above problems)	3,860	1,509	249	70	6,688	2,140	1,227	593	72	4,032

	Renter					Owner				
	0-30% AMI	>30-50% AMI	>50-80% AMI	>80-100% AMI	Total	0-30% AMI	>30-50% AMI	>50-80% AMI	>80-100% AMI	Total
Housing cost burden greater than 30% of income (and none of the above problems)	875	2,933	2,088	230	6,126	730	1,610	2,575	850	5,765
Zero/negative Income (and none of the above problems)	1,173	0	0	0	1,173	499	0	0	0	499

Table 7 – Housing Problems Table

Data Source: 2011-2015 CHAS

2. Housing Problems 2 (Households with one or more Severe Housing Problems: Lacks kitchen or complete plumbing, severe overcrowding, severe cost burden)

	Renter					Owner				
	0-30% AMI	>30-50% AMI	>50-80% AMI	>80-100% AMI	Total	0-30% AMI	>30-50% AMI	>50-80% AMI	>80-100% AMI	Total
NUMBER OF HOUSEHOLDS										
Having 1 or more of four housing problems	5,190	1,818	424	249	7,681	2,245	1,457	903	158	4,763
Having none of four housing problems	2,094	4,470	6,759	2,834	16,157	1,285	4,660	10,420	6,865	23,230
Household has negative income, but none of the other housing problems	1,173	0	0	0	1,173	499	0	0	0	499

Table 8 – Housing Problems 2

Data Source: 2011-2015 CHAS

3. Cost Burden > 30%

	Renter				Owner			
	0-30% AMI	>30-50% AMI	>50-80% AMI	Total	0-30% AMI	>30-50% AMI	>50-80% AMI	Total
NUMBER OF HOUSEHOLDS								
Small Related	2,640	1,841	667	5,148	1,023	791	1,113	2,927
Large Related	449	254	130	833	244	279	194	717
Elderly	904	810	553	2,267	829	1,354	1,189	3,372
Other	2,050	1,749	1,013	4,812	789	494	738	2,021
Total need by income	6,043	4,654	2,363	13,060	2,885	2,918	3,234	9,037

Table 9 – Cost Burden > 30%

Data 2011-2015 CHAS
Source:

4. Cost Burden > 50%

	Renter				Owner			
	0-30% AMI	>30-50% AMI	>50-80% AMI	Total	0-30% AMI	>30-50% AMI	>50-80% AMI	Total
NUMBER OF HOUSEHOLDS								
Small Related	2,320	589	14	2,923	808	342	214	1,364
Large Related	355	44	20	419	169	55	29	253
Elderly	605	270	114	989	510	567	243	1,320
Other	1,820	640	94	2,554	659	272	139	1,070
Total need by income	5,100	1,543	242	6,885	2,146	1,236	625	4,007

Table 10 – Cost Burden > 50%

Data 2011-2015 CHAS
Source:

5. Crowding (More than one person per room)

	Renter					Owner				
	0-30% AMI	>30-50% AMI	>50-80% AMI	>80-100% AMI	Total	0-30% AMI	>30-50% AMI	>50-80% AMI	>80-100% AMI	Total
NUMBER OF HOUSEHOLDS										
Single family households	188	207	84	109	588	45	154	110	64	373
Multiple, unrelated family households	25	4	0	20	49	0	59	129	0	188

	Renter					Owner				
	0-30% AMI	>30-50% AMI	>50-80% AMI	>80-100% AMI	Total	0-30% AMI	>30-50% AMI	>50-80% AMI	>80-100% AMI	Total
Other, non-family households	25	4	0	15	44	0	0	0	0	0
Total need by income	238	215	84	144	681	45	213	239	64	561

Table 11 – Crowding Information – 1/2

Data 2011-2015 CHAS

Source:

6. Households with Children Present

	Renter					Owner				
	0-30% AMI	>30-50% AMI	>50-80% AMI	>80-100% AMI	Total	0-30% AMI	>30-50% AMI	>50-80% AMI	>80-100% AMI	Total
NUMBER OF HOUSEHOLDS										
Households with Children Present	0	0	0	0	0	0	0	0	0	0

Table 12 – Crowding Information – 2/2

Data 2011-2015 CHAS

Source:

Describe the number and type of single person households in need of housing assistance.

According to the 2013-2017 American Community Survey (ACS), there were 100,694 households in 2017 in St. Joseph County. 39,025 of these households were in the City of South Bend and 20,568 of these households were in the City of Mishawaka. Based on the number of households in St. Joseph County, 30,812 (30.5%) of all households were single person households living alone. Single person households aged 65 and over, comprised 11,781 households or (11.7%) of all households. Based on the ACS estimates, 38.2% of all persons living alone are seniors, and it is presumed that as they age in place, additional accommodations and supportive services will be necessary for this portion of the County's population. The County will need to assist in obtaining funding and collaborating with housing services and elderly support agencies to provide programs, activities, and accommodations for its growing elderly population.

Of the 1,436 families/individuals on the public housing waiting list according to the Housing Authority of South Bend as of July 21, 2018 (last waiting list available), and 38.7%, are single-person households. This shows that there is a shortage of subsidized, affordable housing for single-person households, many of whom are elderly, disabled, and living on fixed-incomes.

Estimate the number and type of families in need of housing assistance who are disabled or victims of domestic violence, dating violence, sexual assault and stalking.

Disabled Population – Based on the 2011-2015 CHAS Data and the 2011-2015 ACS Data, it is estimated that the disabled population of St. Joseph County is 13.7%, and about 35.3% of the elderly in the County are disabled. The City of South Bend had a disabled population of 15.4% and about 39.8% of the elderly population of the City is disabled. Based on these percentages, it is estimated that approximately 2,620 disabled renters have a housing problem that includes cost overburdened by 30% or another type of housing problem, and approximately 2,743 disabled homeowners, have a housing problem that includes cost overburdened by 30% or another type of housing problem. A breakdown of the types of disability (of the total civilian noninstitutionalized population in St. Joseph County) is as follows: hearing difficulty = 3.9%; vision difficulty = 2.3%; cognitive difficulty = 6.0%; ambulatory difficulty = 7.3%; self-care difficulty = 2.9%; and independent living difficulty = 6.5%.

Victims of Domestic Violence, Dating Violence, sexual assault, and stalking – Domestic violence survivors have additional needs beyond housing. These include: transportation, employment, and job training. Women and children who are displaced by domestic violence face problems that their children will have a disruption in their education. The YWCA North Central Indiana serves victims of domestic violence, dating violence, sexual assault, and stalking in St. Joseph County. This shelter has waiting lists for women, who struggle to find available beds, since many facilities that serve them are day centers.

What are the most common housing problems?

The largest housing problem in the St. Joseph County is housing affordability. According to the 2013-2017 ACS data, an estimated 41.8% of all renter households are cost overburdened by 30% or more in the County, and an estimated 15.8% of all owner households are cost overburdened by 30% or more. Approximately 20.1% of owner occupied households with a mortgage are cost overburdened by 30% or more, compared to only 8.4% of owner occupied households without a mortgage.

In consultations, interviews and surveys, the shortage of affordable, decent, safe, sound, and accessible housing for the area residents is a problem. Though St. Joseph County has a reputation for affordability, and is marketed as an affordable area to potential new residents from larger cities such as Chicago, the affordable housing that is available is in need of major rehabilitation work. Affordable rental housing in the area is outdated, has high utility costs, and requires rehabilitation and expensive repairs. Area landlords do not always rehabilitate their housing due to a lack of funding, lower rents, return on investment, and costly repairs.

The eviction rate in the City of South Bend is extremely high, and is amongst the highest in the State and Country. There is a need for affordable housing for those with the lowest income, and who are at the highest risk of eviction and becoming homeless.

Low- and Moderate-income renters who would like to purchase a home also face financial challenges. Less expensive housing in the area is often older, and means it also requires major rehabilitation work. The financing for purchasing and rehabbing older housing is not readily available. Banks are not willing to loan to home buyers that are searching for a home that costs \$70,000 or less.

There is a need for permanent supportive housing for the homeless. Based on interviews with the Region 2.a. Planning Council and homeless providers, as well as a review of the 2017 Working Group Report on Chronic Homelessness, it is estimated that there is a need for over fifty (50) units of permanent supportive housing for the homeless.

There are many vacant lots in the City of South Bend, in part as a result of the City's Vacant and Abandoned properties initiative. There is an opportunity to build on these vacant lots for infill housing as they present a potential for affordable housing locations. The City has conducted targeted planning processes to determine what to construct on the vacant lots, and how to best utilize the lots that will remain vacant going forward. Additional planning is needed and is under discussion.

Are any populations/household types more affected than others by these problems?

According to the CHAS data, single-person households, such as the elderly and disabled and Black or African American households and tend to be the most cost over-burdened in the cost of housing in St. Joseph County are the most affected by the lack of affordable, accessible housing. The elderly and disabled are often on fixed or limited incomes. The lack of affordable housing that is decent, safe, sound, and accessible forces them into housing that does not meet these standards. Many of the populations that are disproportionately affected by housing problems are concentrated in the City of South Bend.

Other groups affected by the lack of affordable housing are the homeless and persons at-risk of becoming homeless, including persons who are victims of domestic violence. Much of the population, which is at-risk of becoming homeless, is facing a housing cost overburden problem, and would benefit from emergency housing assistance for rent, emergency rehabilitation work, and/or mortgage payments and utilities to help them avoid eviction or foreclosures. There are some short term assistance options available, but these are scarce and hard to come by, especially if it is needed by the same person more than once. People transitioning from shelter care, prison, or a health care facility are also affected by the cost overburden housing problem, particularly when trying to secure a source of income to maintain housing.

Describe the characteristics and needs of Low-income individuals and families with children (especially extremely low-income) who are currently housed but are at imminent risk of either residing in shelters or becoming unsheltered 91.205(c)/91.305(c)). Also discuss the

needs of formerly homeless families and individuals who are receiving rapid re-housing assistance and are nearing the termination of that assistance

According to the area homeless service providers, characteristics and needs of both low-income individuals and families with children who receive services in St. Joseph County are as follows:

Individuals: Mental Health issues; criminal histories (including sex offense histories) which severely limit job opportunities; lack of sustainable living wages and skills for available jobs; a lack of transportation; a lack of quality affordable medical care; substance abuse issues; and those with evictions on their records that could increase the likelihood of later evictions.

Families with Children: Single mothers with an average of 2.5 children; no means of transportation; lack of affordable childcare; a lack of education; a lack of job skills; unemployed, or underemployed in a low paying job that cannot sustain a family with one income; a lack of quality affordable medical care; substance abuse issues; and those with previous evictions on their records that increase the likelihood of later evictions.

Formerly Homeless Individuals / Families Receiving Rapid Re-Housing Assistance Nearing Termination:

The timeframe of assistance is not always long enough; more assistance is required. The Indiana Balance of State CoC encourages formerly homeless individuals to contribute to the CoC decision-making process to develop strategies to target this group. There is a need to increase and target funding for eviction prevention programs and homeless prevention programs.

Specific needs of former homeless individuals and families receiving rapid re-housing include: affordable and decent housing; job training; and affordable medical care.

As previously stated, the Balance of State CoC has subdivided its 91 counties into 16 individual regions, with St. Joseph County acting as its own region. The St. Joseph County regional Planning Council utilizes Coordinated Entry to track the various subpopulations.

If a jurisdiction provides estimates of the at-risk population(s), it should also include a description of the operational definition of the at-risk group and the methodology used to generate the estimates:

The McKinney-Vento Act established categories in the Homeless Definition Final Rule for the At Risk Group. The Act was amended to include assistance to those at risk of becoming homeless who did not meet the definition in the Final Rule. These include: 1) individuals and families; 2) unaccompanied children and youth and; 3) families with children and youth.

According to the Indiana Balance of State CoC, the methodology used to generate estimates is based on historical incidence, such as the yearly Point In Time (PIT) Counts and Homeless Management Information System (HMIS) data. HMIS is a local information technology system used to collect client-level data on the provision of housing and services to homeless individuals and families and persons at

risk of becoming homeless. The Indiana Balance of State CoC has adopted the HUD definitions of homelessness. Included in these definitions are two types of at-risk groups: persons that are imminently in danger of losing their housing; and those who are housed in unstable units and are at risk of losing their housing.

Imminently losing their housing - Persons who are housed but are at imminent risk of losing housing include people who at program entry or program exit are experiencing one of the following:

- Being evicted from a private dwelling unit (including housing provided by family/friends).
- Being discharged from a hospital or other institution.
- Living in housing that has been condemned by housing inspectors and is no longer considered safe for human habitation.

Additionally, a person residing in one of these places must also meet the following two conditions:

- Have no appropriate subsequent housing options identified; AND
- Lack the financial resources and support networks needed to obtain immediate housing or remain in their existing housing.

Unstable housed and at-risk of losing their housing - persons who are housed and are at-risk of losing housing include people who at program entry or program exit:

- Are in their own housing or doubled up with friends or relatives and are at-risk of losing their housing due to high housing costs, conflict, or other conditions negatively impacting their ability to remain housed; AND
- Lack the resources and support networks needed to maintain or obtain housing.

Specify particular housing characteristics that have been linked with instability and an increased risk of homelessness

The cost of decent, safe, sound, and affordable housing in the City creates instability and an increased risk of homelessness for lower income families in the area. Many families are living from paycheck to paycheck and are paying over 30% of their income for housing, which may or may not be decent, safe, sound, and affordable.

Contributing housing characteristics which contribute to instability and increased risk of homelessness include: absentee landlords charging higher rent and not maintaining property; shortage of available units; untreated/undiagnosed mental health issues; substance abuse issues; physical disabilities, rendering a person unable to work, but not receiving Social Security Disability benefits; single and unemployed mothers expecting another child; poor rental and credit issues; and unemployed, often troubled, young adults aging out of foster care, who are made to leave the home by the foster parents.

In the City of South Bend, the foreclosure rate is high, at 1 in every 1,719 homes in 2019. The eviction rate in the City of South Bend is also high, with 6.71 in 100 renter homes evicted in 2016 (the most recent year data is available).

Discussion

There is a trend for persons moving into St. Joseph County from areas where it is more expensive to live (such as Chicago). This has caused a strain on the limited affordable housing resources in the County and likewise has contributed to the rise in the cost of housing in St. Joseph County.

Broadband Access Plan

The City of South Bend has broadband trunks that run underneath the downtown of the City. The broadband trunks do not extend to the neighborhoods outside of downtown. The City of South Bend intends to close the digital divide in the City by providing broadband access in the community centers in the peripheral neighborhoods of the City.

DRAFT

NA-15 Disproportionately Greater Need: Housing Problems – 91.205 (b)(2)

Assess the need of any racial or ethnic group that has disproportionately greater need in comparison to the needs of that category of need as a whole.

Introduction

During the planning process for the preparation of the City of South Bend and St. Joseph County Housing Consortium's Five Year Consolidated Plan, an evaluation and comparison was made to determine if any racial or ethnic group has a greater disproportionate need in the County. Disproportionately greater need is defined as a group having at least 10 percentage points higher than the percentage of persons as a whole. The total number of White Households in St. Joseph County is 82,976 households (62.5%); the number of Black/African American Households is 12,460 households (12.4%); the number of American Indian and Alaska Native is 397 households (0.4%), the number of Asian Households is 1,921 households (1.9%); the number of Native Hawaiian and Other Pacific Islander is 43 households (0.04%), and the number of Hispanic Households is 4,809 households (4.8%).

0%-30% of Area Median Income

Housing Problems	Has one or more of four housing problems	Has none of the four housing problems	Household has no/negative income, but none of the other housing problems
Jurisdiction as a whole	9,045	1,771	1,672
White	5,380	1,172	817
Black / African American	2,760	409	665
Asian	148	25	99
American Indian, Alaska Native	10	8	0
Pacific Islander	0	0	0
Hispanic	570	115	40

Table 13 - Disproportionally Greater Need 0 - 30% AMI

Data Source: 2011-2015 CHAS

*The four housing problems are:

1. Lacks complete kitchen facilities, 2. Lacks complete plumbing facilities, 3. More than one person per room, 4. Cost Burden greater than 30%

30%-50% of Area Median Income

Housing Problems	Has one or more of four housing problems	Has none of the four housing problems	Household has no/negative income, but none of the other housing problems
Jurisdiction as a whole	7,812	4,599	0
White	4,917	3,555	0
Black / African American	1,885	575	0
Asian	97	48	0
American Indian, Alaska Native	44	23	0
Pacific Islander	0	0	0
Hispanic	745	320	0

Table 14 - Disproportionally Greater Need 30 - 50% AMI

Data Source: 2011-2015 CHAS

*The four housing problems are:

1. Lacks complete kitchen facilities, 2. Lacks complete plumbing facilities, 3. More than one person per room, 4. Cost Burden greater than 30%

50%-80% of Area Median Income

Housing Problems	Has one or more of four housing problems	Has none of the four housing problems	Household has no/negative income, but none of the other housing problems
Jurisdiction as a whole	5,988	12,515	0
White	4,404	9,530	0
Black / African American	883	1,944	0
Asian	139	89	0
American Indian, Alaska Native	70	60	0
Pacific Islander	0	0	0
Hispanic	360	773	0

Table 15 - Disproportionally Greater Need 50 - 80% AMI

Data Source: 2011-2015 CHAS

*The four housing problems are:

1. Lacks complete kitchen facilities, 2. Lacks complete plumbing facilities, 3. More than one person per room, 4. Cost Burden greater than 30%

80%-100% of Area Median Income

Housing Problems	Has one or more of four housing problems	Has none of the four housing problems	Household has no/negative income, but none of the other housing problems
Jurisdiction as a whole	1,474	8,604	0
White	1,149	7,344	0
Black / African American	160	729	0
Asian	40	59	0
American Indian, Alaska Native	4	8	0
Pacific Islander	0	0	0
Hispanic	105	294	0

Table 16 - Disproportionally Greater Need 80 - 100% AMI

Data Source: 2011-2015 CHAS

*The four housing problems are:

1. Lacks complete kitchen facilities, 2. Lacks complete plumbing facilities, 3. More than one person per room, 4. Cost Burden greater than 30%

Discussion

The racial composition of households in St. Joseph County, according to the 2013-2017 American Community Survey, was 82.4% White; 12.4% African American/Black; 1.9% Asian; 0.4% American Indian and Alaska Native; and 0.04% Native Hawaiian or Pacific Islander. The Hispanic or Latino population was 4.8%. In the 0%-30% and 30%-50% of Area Median Income categories, African American/Black households in St. Joseph County had one or more housing problems, with a disproportionate need at 30.5% and 24.1%, respectively.

NA-20 Disproportionately Greater Need: Severe Housing Problems – 91.205 (b)(2)

Assess the need of any racial or ethnic group that has disproportionately greater need in comparison to the needs of that category of need as a whole.

Introduction

During the planning process for the preparation of the St. Joseph County Housing Consortium, the City of South Bend's Five Year Consolidated Plan, and the City of Mishawaka's Five Year Consolidated Plan (submitted separately), an evaluation and comparison was made to determine if any racial or ethnic group is disproportionately affected by severe housing problems in the County. Disproportionately greater need is defined as a group having at least 10 percentage points higher than the percentage of persons as a whole. Severe housing problems are distinguished from housing problems by a threshold of more than 1.5 persons per room as opposed to more than 1 person per room for overcrowding, as well as a cost burden threshold of over 50% of income as opposed to over 30% of income. Data detailing information by racial group and Hispanic origin has been compiled from the 2011-2015 CHAS data and the 2011-2015 American Community Survey Five Year Estimates. The following tables illustrate the disproportionate needs of specific groups living in St. Joseph County.

0%-30% of Area Median Income

Severe Housing Problems*	Has one or more of four housing problems	Has none of the four housing problems	Household has no/negative income, but none of the other housing problems
Jurisdiction as a whole	7,435	3,379	1,672
White	4,400	2,159	817
Black / African American	2,250	925	665
Asian	148	25	99
American Indian, Alaska Native	10	8	0
Pacific Islander	0	0	0
Hispanic	480	200	40

Table 17 – Severe Housing Problems 0 - 30% AMI

Data Source: 2011-2015 CHAS

*The four severe housing problems are:

1. Lacks complete kitchen facilities, 2. Lacks complete plumbing facilities, 3. More than 1.5 persons per room, 4. Cost Burden over 50%

30%-50% of Area Median Income

Severe Housing Problems*	Has one or more of four housing problems	Has none of the four housing problems	Household has no/negative income, but none of the other housing problems
Jurisdiction as a whole	3,275	9,130	0
White	2,015	6,459	0
Black / African American	780	1,680	0
Asian	84	68	0
American Indian, Alaska Native	14	53	0
Pacific Islander	0	0	0
Hispanic	325	745	0

Table 18 – Severe Housing Problems 30 - 50% AMI

Data Source: 2011-2015 CHAS

*The four severe housing problems are:

1. Lacks complete kitchen facilities, 2. Lacks complete plumbing facilities, 3. More than 1.5 persons per room, 4. Cost Burden over 50%

50%-80% of Area Median Income

Severe Housing Problems*	Has one or more of four housing problems	Has none of the four housing problems	Household has no/negative income, but none of the other housing problems
Jurisdiction as a whole	1,327	17,179	0
White	992	12,934	0
Black / African American	109	2,727	0
Asian	0	228	0
American Indian, Alaska Native	20	110	0
Pacific Islander	0	0	0
Hispanic	185	954	0

Table 19 – Severe Housing Problems 50 - 80% AMI

Data Source: 2007-2011 CHAS

*The four severe housing problems are:

1. Lacks complete kitchen facilities, 2. Lacks complete plumbing facilities, 3. More than 1.5 persons per room, 4. Cost Burden over 50%

80%-100% of Area Median Income

Severe Housing Problems*	Has one or more of four housing problems	Has none of the four housing problems	Household has no/negative income, but none of the other housing problems
Jurisdiction as a whole	407	9,699	0
White	212	8,289	0
Black / African American	85	809	0
Asian	15	84	0
American Indian, Alaska Native	0	12	0
Pacific Islander	0	0	0
Hispanic	80	314	0

Table 20 – Severe Housing Problems 80 - 100% AMI

Data Source: 2011-2015 CHAS

*The four severe housing problems are:

1. Lacks complete kitchen facilities, 2. Lacks complete plumbing facilities, 3. More than 1.5 persons per room, 4. Cost Burden over 50%

Discussion

The racial composition of households in St. Joseph County, according to the 2013-2017 American Community Survey, was 82.4% White; 12.4% African American/Black; 1.9% Asian; 0.4% American Indian and Alaska Native; and 0.04% Native Hawaiian or Pacific Islander. The Hispanic or Latino population was 4.8%. In the 0%-30% and 30%-50% of Area Median Income categories, the African American/Black ethnic group has a disproportionate need in terms of severe housing problems at 30.3% and 23.8% of the total households in that income category, respectively. The Hispanic or Latino population also has a disproportionate need in terms of severe housing problems in the 50%-80% and 80%-100% of Area Median Income categories at 13.9% and 19.6% of total households in that category, respectively.

NA-25 Disproportionately Greater Need: Housing Cost Burdens – 91.205 (b)(2)

Assess the need of any racial or ethnic group that has disproportionately greater need in comparison to the needs of that category of need as a whole.

Introduction:

During the planning process for the preparation of this Five Year Consolidated Plan, an evaluation and comparison was made to determine if any racial or ethnic group is disproportionately affected by housing problems in the City and County. Disproportionately greater need is defined as a group having at least 10 percentage points higher than the percentage of persons as a whole.

The greatest housing problem facing St. Joseph County is the lack of quality affordable housing and the fact that many of the City and County's lower income households are paying more than 30% of their total household income on housing related costs. The following information was noted: 9,664 White households were cost overburdened by 30% to 50%, and 7,084 White households were severely cost overburdened by greater than 50%; 2,614 Black/African American households were cost overburdened by 30% to 50%, and 3,005 Black/African American households were severely cost overburdened by greater than 50%; 259 Asian households were cost overburdened by 30% to 50%, and 168 Asian households were severely cost overburdened by greater than 50%; 84 American Indian/Alaska Native households were severely cost overburdened by 30 to 50% and 40 were severely cost overburdened by greater than 50%; and lastly, 784 Hispanic households were cost overburdened by 30% to 50%, and 649 Hispanic households were severely cost overburdened by greater than 50%.

Housing Cost Burden

Housing Cost Burden	<=30%	30-50%	>50%	No / negative income (not computed)
Jurisdiction as a whole	71,717	13,668	11,179	1,693
White	60,295	9,664	7,084	827
Black / African American	6,063	2,614	3,005	665
Asian	1,105	259	168	99
American Indian, Alaska Native	183	84	40	0
Pacific Islander	49	0	0	0
Hispanic	3,270	784	649	45

Table 21 – Greater Need: Housing Cost Burdens AMI

Data Source: 2011-2015 CHAS

Discussion:

Black/African American households were disproportionately affected by a housing cost overburden in St. Joseph County. Black/African American households were considered to be severely cost overburdened, where 26.8% of the total cases of households were considered cost overburdened by greater than 50%. This is fourteen percentage points higher than the 12.4% of the total number of households that the Black/African American category comprises.

A total of 9,664 White households were considered cost overburdened by between 30% and 50%, which is 70.7% of the total cases of households that were considered cost overburdened in this category. This number is below the 82.4% of the total number of households that the White category comprises. A total of 2,614 Black/African American households were considered cost overburdened by between 30% and 50%, which is 19.1% of the total cases of households that were considered cost overburdened by between 30% and 50%. This number is above the 12.4% of the total number of households that the Black/African American category comprises, but is not considered disproportionate by HUD's criteria. A total of 259 Asian households were considered cost overburdened by between 30% and 50%, which is 1.9% of the total cases of households that were considered cost overburdened by between 30% and 50%. This number is comparable to the 1.9% of the total number of households that the Asian category comprises. A total of 84 American Indian/Alaska Native households are cost overburdened between 30% and 50%, which is 0.6% of the total cases of households that were considered cost overburdened between 30% and 50%. This number is slightly above the 0.4% of the total number of households that the American Indian/Alaska Native category comprises. A total of 784 Hispanic households were considered cost overburdened by between 30% and 50%, which is 5.7% of the total cases of households that were considered cost overburdened by between 30% and 50%. This number is slightly above the 4.8% of the total number of households that the Hispanic category comprises.

A total of 11,179 White households were considered severely cost overburdened by greater than 50%, which is 63.3% of the total cases of households that were considered cost overburdened by greater than 50%. This number is below the 82.4% of the total number of households that the White category comprises. A total of 168 Asian households were considered severely cost overburdened by greater than 50%, which is 1.5% of the total cases of households that were considered cost overburdened by greater than 50%. This number is slightly lower than the 1.9% of the total number of households that the Asian population comprises. A total of 40 American Indian/Alaska Native households are cost overburdened between 30% and 50%, which is 0.4% of the total cases of households that were considered cost overburdened between 30% and 50%. This number is comparable to the 0.4% of the total number of households that the American Indian/Alaska Native category comprises. A total of 649 Hispanic households were considered severely cost overburdened by greater than 50%, which is 5.8% of the total number of households that were considered cost overburdened by greater than 50%. This number is slightly higher than the 4.8% of the total number of households that the Hispanic category comprises.

NA-30 Disproportionately Greater Need: Discussion – 91.205(b)(2)

Are there any income categories in which a racial or ethnic group has disproportionately greater need than the needs of that income category as a whole?

The racial composition of St. Joseph County households, according to the 2013-2017 American Community Survey data, was 82.4% White; 12.4% African American/Black; 0.4% American Indian and Alaska Native; 1.9% Asian; 0.04% Native Hawaiian and Other Pacific Islander; and 4.8% Hispanic or Latino. African American/Black residents of St. Joseph County are disproportionately affected by all housing problems and severe housing problems, including cost overburdens. This is true of Black/African American residents in the 0%-50% area median income range. Hispanic or Latino residents also faced housing problems at a disproportionate level when at the 50%-100% area median income range.

Generally, there are large groups of Black/African American residents and Hispanic or Latino residents in St. Joseph County. These groups are concentrated in the City of South Bend, with 77.3% of Black/African American residents and 65.5% of Hispanic or Latino residents living within the City of South Bend, as opposed to other parts of St. Joseph County. Though the disproportionate housing needs are not exclusive to the City of South Bend, they are more prevalent in the City of South Bend than in other parts of St. Joseph County by nature of population concentrations.

If they have needs not identified above, what are those needs?

When comparing the housing problem numbers to the cost-overburdened numbers, minority groups with large populations in St. Joseph County are most affected by both types of housing problems. 26.8% of African American/Black households are considered severely cost overburdened. African American/Black populations also have a disproportionate amount of housing problems and severe housing problems, such as overcrowding or incomplete kitchen or plumbing facilities. 30.5% of this population at 0%-30% area median income has at least one housing problem, and 30.3% of this population at 0%-30% area median income has at least one severe housing problem. Additionally, 24.1% of this population at 30%-50% area median income has at least one housing problem, and 23.8% of this population at 30%-50% area median income has at least one severe housing problem. Consultations with social service providers and housing providers support this theory, as these organizations have described the poor housing conditions in the largely Black/African American neighborhoods. Renting is more common for the residents in the majority Black/African American neighborhoods. Rents in those areas have increased significantly while incomes have not. Thus, there is a need to provide assistance for the Black/African American neighborhoods in St. Joseph County, and by extension, the City of South Bend. The City has created a rental registry and is identifying problem landlords.

Hispanic or Latino households are more likely to face severe housing problems such as overcrowding or incomplete kitchen or plumbing facilities and cost overburden, with 13.9% of households at 50%-80% area median income experiencing at least one severe housing problem, and 19.7% of households at 80%-100% area median income experiencing at least one severe housing problem.

Are any of those racial or ethnic groups located in specific areas or neighborhoods in your community?

The Black/African American population is concentrated west of Downtown South Bend. The most recent data available on the concentration of racial or ethnic minorities is the 2013-2017 ACS data. According to this data, St. Joseph County has a minority population of 26.4% of its total population. The HUD definition of a minority neighborhood is "a neighborhood in which the percentage of persons of a particular racial or ethnic minority is at least 20 points higher than that minority's percentage in the housing market as a whole. The neighborhood's total percentage of minority persons is at least 20 points higher than the total percentage of minorities for the housing market area as a whole, or in the case of a metropolitan area, the neighborhood's total percentage of minority persons exceed 50 percent of its population." Black/African American and Hispanic or Latino population concentration in St. Joseph County is concentrated in the City of South Bend in neighborhoods with groups of 46.4% or more. Neighborhoods of African American/Black concentration are CT 1, BG 1; CT 2, BG 2; CT 3.02, BG 1; CT 4, BG 2; CT 4, BG 3; CT 5, BG 2; CT 6, BG 2; CT 10, BG 1; CT 15, BG 2; CT 19, BG 2; CT 20, BG 1 and 2; CT 21, BG 1 and 2; CT 23, BG 1 and 2; CT 29, BG 1; and CT 34, BG 2. Neighborhoods of Hispanic or Latino population concentration in St. Joseph County is concentrated in the City of South Bend in CT 2, BG 4; CT 22, BG 1, 2, and 4; CT 24, BG 2; and CT 26, BG 1.

According to the 2013-2017 ACS data, the Asian population of St. Joseph County is 1.9%. One Block Group, CT 113.01, BG 3 has a high Asian population concentration at 22.2%. This Block Group is on the campus of Notre Dame, outside of the City of South Bend.

Attached to this Plan are maps which illustrate the City of South Bend's demographics which are included in the Exhibits section of the Plan.

NA-35 Public Housing – 91.205(b)

Introduction

The Housing Authority of South Bend's (HASB) mission is to provide safe and affordable housing assistance to individuals and families in a manner that is respectful, professional, and service oriented. The HASB is committed to maximizing its existing resources and works in partnership with the community to assist residents in reaching individual and family goals, including self-sufficiency, through education, increasing employment and homeownership opportunities.

The Housing Authority of South Bend is not rated as a "troubled" agency by HUD.

The Housing Authority of South Bend owns and professionally manages family housing communities and elderly/disabled rental apartments. HASB has four (4) Asset Management Projects (AMP) that encompass nine (9) developments. There are 814 housing units across these nine (9) developments.

The waiting list for public housing is currently open, and is open indefinitely. The breakdown of the waiting list is 38.70% single-person households, 24.46% two-person households, 24.38% three-person households, 9.41% four-person households, and 3.04% five-person or greater households, as of September 30, 2019 (the last waiting list available). With public housing occupancy is at 95%, there is a greater demand than supply. However, public housing residents have been converting to Section 8, and demand for public housing has decreased among households who qualify for Section 8.

The Housing Authority of South Bend has two homebuyer programs: one for Public Housing residents and one for Section 8 Residents. HASB allows potential homebuyers to hold money in an escrow account to save toward the purchase of a home. HASB also has a Family Self-Sufficiency program which utilizes escrow accounts.

The Housing Authority of South Bend administers 2,021 Section 8 Housing Choice Vouchers as of April 22, 2019. A total of 1,937 of these vouchers are living in Section 8 Housing. Demand for a quality Section 8 Housing rental exceeds the supply of decent, affordable rental units. Section 8 Housing is currently at 95% occupancy. There were 1,489 families/individuals on the Housing Choice Voucher waiting list as of September 30, 2019 (the last waiting list available). The waiting list is currently closed.

Totals in Use

	Program Type								
	Certificate	Mod-Rehab	Public Housing	Vouchers					
				Total	Project - based	Tenant - based	Special Purpose Voucher		
							Veterans Affairs Supportive Housing	Family Unification Program	Disabled *
# of units vouchers in use	0	0	1,036	2,260	0	2,244	16	0	0

Table 22 - Public Housing by Program Type

*includes Non-Elderly Disabled, Mainstream One-Year, Mainstream Five-year, and Nursing Home Transition

Data Source: PIC (PIH Information Center)

Characteristics of Residents

	Program Type							
	Certificate	Mod-Rehab	Public Housing	Vouchers				Special Purpose Voucher
				Total	Project - based	Tenant - based	Veterans Affairs Supportive Housing	
								Family Unification Program
# Homeless at admission	0	0	1	3	0	1	2	0
# of Elderly Program Participants (>62)	0	0	202	195	0	195	0	0
# of Disabled Families	0	0	252	410	0	404	6	0
# of Families requesting accessibility features	0	0	1,036	2,260	0	2,244	16	0
# of HIV/AIDS program participants	0	0	0	0	0	0	0	0
# of DV victims	0	0	0	0	0	0	0	0

Table 23 – Characteristics of Public Housing Residents by Program Type

Data Source: PIC (PIH Information Center)

Race of Residents

Race	Certificate	Mod-Rehab	Public Housing	Program Type					
				Vouchers			Special Purpose Voucher		
				Total	Project - based	Tenant - based	Veterans Affairs Supportive Housing	Family Unification Program	Disabled *
White	0	0	403	447	0	443	4	0	0
Black/African American	0	0	615	1,794	0	1,782	12	0	0
Asian	0	0	6	5	0	5	0	0	0
American Indian/Alaska Native	0	0	9	11	0	11	0	0	0
Pacific Islander	0	0	3	3	0	3	0	0	0
Other	0	0	0	0	0	0	0	0	0
* includes Non-Elderly Disabled, Mainstream One-Year, Mainstream Five-year, and Nursing Home Transition									

Table 24 – Race of Public Housing Residents by Program Type

Data Source: PIC (PIH Information Center)

Ethnicity of Residents

Ethnicity	Certificate	Mod-Rehab	Public Housing	Program Type					
				Vouchers			Special Purpose Voucher		
				Total	Project - based	Tenant - based	Veterans Affairs Supportive Housing	Family Unification Program	Disabled *
Hispanic	0	0	37	44	0	44	0	0	0

Ethnicity	Certificate	Mod-Rehab	Public Housing	Program Type					
				Vouchers					
				Total	Project - based	Tenant - based	Special Purpose Voucher		
							Veterans Affairs Supportive Housing	Family Unification Program	Disabled *
Not Hispanic	0	0	999	2,216	0	2,200	16	0	0
*includes Non-Elderly Disabled, Mainstream One-Year, Mainstream Five-year, and Nursing Home Transition									

Table 25 – Ethnicity of Public Housing Residents by Program Type

Data Source: PIC (PIH Information Center)

Section 504 Needs Assessment: Describe the needs of public housing tenants and applicants on the waiting list for accessible units:

HASB asks in writing for all applicants and resident families if they require any specific accommodations, on their intake application, reexamination documents, and notices of adverse action by HASB. A specific person and phone number is provided as the contact person for requests for accommodation for persons with disabilities.

HASB has sixty-two (62) units that are designated as disabled units. There are 2,555 persons with disabilities on the public housing waiting list, and 2,328 disabled heads of households.

The Housing Authority has been working to make reasonable accommodations to its public housing units to satisfy the Section 504 requirements for persons with physical disabilities such as mobility, visual, and hearing impairments. All units are open to elderly and disabled residents. There is currently one request for Section 504 accommodations at an HASB housing community. The request is open. The Housing Authority is committed to providing accommodations for any resident who is in need and requests them.

Residents of public housing who are disabled can utilize an Access bus to reach their healthcare appointments.

What are the number and type of families on the waiting lists for public housing and section 8 tenant-based rental assistance? Based on the information above, and any other information available to the jurisdiction, what are the most immediate needs of residents of public housing and Housing Choice voucher holders?

The most immediate needs of Public Housing residents is for employment, training, and transportation for shopping and medical services. The immediate needs of Housing Choice voucher holders is similar, but there is a lack of safe, sound, and affordable housing units that are available for rent and within the HUD-FMR rent allowance. The housing quality for Housing Choice Voucher holders is not always the best. The area has problems with absentee landlords that will buy properties sight-unseen and neglect bringing them up to code, but rent them anyways.

There are no Resident Councils or Resident Advisory Boards. The Housing Authority of South Bend has attempted to form these organizations to gain input from residents, but each attempt has been unsuccessful.

According to HASB's 2019 Five Year Plan, the strategies for addressing the housing needs of families in the City including the waiting list for the upcoming year include maintaining "High Performer" status on both the public housing and Section 8 Housing Choice Voucher programs. The Housing Authority has 95% occupancy for both programs. However, demand has been decreasing for public housing among families that qualify for Section 8 Vouchers, as Section 8 Housing is preferred. There is a shortage of decent, safe, sound, and affordable housing that accepts Section 8 Vouchers. Absentee landlords are common, and some neglect properties and violate housing codes.

The HASB also runs the local Family Self-Sufficiency (FSS) Program. This program gives Section 8 Voucher Holders the opportunity to establish and reach goals that they set for themselves and their families, as well as save a significant amount of money. Section 8 Voucher Holders may also use their vouchers to realize the American dream of becoming a homeowner. Both of these opportunities are available to Section 8 holders who choose to become participants in the Section 8 Family Self-Sufficiency Program. There are two parts to the program. The first is Self-Sufficiency, where participants have the opportunity to work toward and meet goals that they set for their families, as well as save money, that will become theirs when they have completed their goals. The second part is the Homeownership Program, in which a Section 8 participant can choose to use his or her Section 8 Voucher to assist with the purchase and downpayment of a home, and pay the monthly costs of a mortgage in place of paying rent.

How do these needs compare to the housing needs of the population at large?

Public housing residents needs are similar to the population at large, which is based on the fact that there is a shortage of decent, safe, sound, and affordable housing in the City.

As part of the Five Year Plan for FY 2020-2024, the Housing Authority was required to identify the housing needs of the low-income, very low-income, and extremely low-income families who reside in the jurisdiction served by the Housing Authority, including elderly families, families with disabilities, and households of various races and ethnic groups, as well as other families who are on the public housing waiting lists. The following are potential projects that will address needs of public housing residents through the use of the HASB Capital Fund: replacement of showers, furnaces, doors, exterior lighting, boilers, window blinds, ceiling panels, potable water tanks, roofs, retaining walls, air conditioners, and central air; addition of exterior lighting, gas line metering, security cameras, and automatic sprinkling; repairs of fencing, fire pumps, and retaining walls; landscaping; repaving parking lots; refurbishing elevator cabs; day care; upgrading plumbing; painting units; and general rehab.

Discussion

The City of South Bend has identified the need for affordable housing that is decent, safe, sound, and accessible. The Housing Authority of South Bend is a valuable resource in addressing that need. There is a significant number of households in the City that are at or below 50% of AMI that have housing problems, severe housing problems and/or housing cost overburdens. The following are a list of potential activities that could be undertaken by the Housing Authority:

1. Mixed finance modernization or development.
2. Demolition and/or disposition (specifically of 2017 and 1618 Olive Street, 631 Walnut Street, 733 Eddy Street, and 1112 Sorin Street).
3. Conversion of public housing, homeownership programs, and project-based vouchers to RAD.

NA-40 Homeless Needs Assessment – 91.205(c)

Introduction:

The City of South Bend is part of the Indiana Balance of State Continuum of Care, which includes 91 of the 92 Counties in the State. The Balance of State is split into sixteen (16) individual regions, which are overseen by regional planning councils and chairpersons that lead them. Regional CoCs hold regular meetings to develop and implement strategies for homeless alleviation and prevention. The City of South Bend is located in Region 2A, which includes only St. Joseph County.

The Mayor convened a Working Group to address chronic homelessness in 2017 which brought together stakeholders to recommend strategies to address and prevent homelessness in the City of South Bend and St. Joseph County. The St. Joseph County - Region 2A Regional Planning Council incorporated these recommendations to better serve the homeless population of the area. As a result, Coordinated Entry and Street Outreach programs were developed and implemented, and the VI-SPDAT has been incorporated as an assessment tool. These programs and tools are utilized by those providing services to the homeless.

The City of South Bend also receives Emergency Solutions Grant (ESG) funding from HUD. The City's Department of Community Investment issues an annual RFP for agencies to apply for ESG funding. Potential recipients submit their proposals to the City in order to receive funding.

Homeless Needs Assessment

Population	Estimate the # of persons experiencing homelessness on a given night		Estimate the # becoming homeless each year	Estimate the # exiting homelessness each year	Estimate the # experiencing homelessness each year	Estimate the # of days persons experience homelessness
	Unsheltered	Sheltered				
Persons in Households with Adult(s) and Child(ren)	0	137	8		137	
Persons in Households with Only Children	0	5		5	10	
Persons in Households with Only Adults	15	256		41	271	
Chronically Homeless Individuals	0	56	8	4	65	
Chronically Homeless Families	0	9	9		9	
Veterans	0	33		18	33	
Unaccompanied Youth	0	19		18	19	
Persons with HIV	2	9		18	11	

Data Source: Indiana Balance of State CoC – Housing Inventory Count 2018

If data is not available for the categories "number of persons becoming and exiting homelessness each year," and "number of days that persons experience homelessness," describe these categories for each homeless population type (including chronically homeless individuals and families, families with children, veterans and their families, and unaccompanied youth):

Chronically homeless individuals and families – The Chronically Homeless is defined as: an individual or family that is homeless and lives or resides in a place not meant for human habitation, a safe haven or in an emergency shelter; has been homeless and living there continually for at least one year or on at least four separate occasions in the last three years; and has an adult head of household (or a minor head of household if no adult is present in the household) with a diagnosable substance use disorder, serious mental illness, developmental disability (as defined in Section 102 of the Developmental Disabilities Assistance and Bill of Rights Act of 2000 (42 U.S.C 15002)), post-traumatic stress disorder, cognitive impairments resulting from brain injury, or chronic physical illness or disability, including the co-occurrence of two or more of those conditions. According to Point In Time count data, St. Joseph County reported 42 chronically homeless persons in 2018 and 65 in 2019. There was one (1) chronically homeless unaccompanied youth in 2019. There appears to be a need in the area for outreach and services for the chronically homeless adult population.

Families with children – The Point In Time count for 2018 identified 41 homeless households with children in St. Joseph County, for a total of 129 persons. Numbers were higher in 2019 at 56 homeless households with 137 persons. These numbers have been consistent, though high for a single county in the Indiana Balance of State CoC.

Veterans and their families – The Center for the Homeless has a Veterans Annex called the Millers Veterans Center. Homeless Veterans often require additional services, with mental health services being the most commonly cited need. The number of homeless Veterans in St. Joseph County has decreased from 51 in 2018 to 33 in 2019.

Unaccompanied youth – Teens aging out of foster care, and young adults in the 18-24 age transition stage are difficult to locate. Many of them are staying with friends and family temporarily, but are technically homeless. Unaccompanied youth may also move between different shelters. There were 27 unaccompanied youth counted in the 2018 Point In Time count and 19 unaccompanied youth counted in 2019 for St. Joseph County.

Nature and Extent of Homelessness: (Optional)

Race:	Sheltered:	Unsheltered (optional)
White	69	0
Black or African American	66	0
Asian	0	0
American Indian or Alaska Native	1	0
Pacific Islander	0	0
Ethnicity:	Sheltered:	Unsheltered (optional)
Hispanic	19	0
Not Hispanic	118	0

Estimate the number and type of families in need of housing assistance for families with children and the families of veterans.

According to the HMIS administrator for Region 2.a of the Indiana Balance of State CoC, approximately 80% of the homeless individuals and families in St. Joseph County are originally from the County. The Point In Time count for 2018 reported 41 homeless households with children in St. Joseph County, for a total of 129 persons. There were 56 households with 137 children in 2019. Of the homeless households in 2018 and 2019, there were no unsheltered families with children, but 54 persons were in emergency shelters in 2019. The 2020 Point In Time Count will not occur until January 2020.

The Gateway or Intake center was proposed as a temporary location for those individuals experiencing homelessness as they prepare for placement in permanent supportive housing. The Working Group Report supported this concept, in combination with the development of PSH units, as the stay was discussed as a matter of weeks in anticipation of movement to units. It was also discussed that it would serve as a new location for the Coordinated Entry process already under contract for design and development with the Center for the Homeless housing the position.

This project, known as “The Gateway Center,” was proposed for development in a neighborhood that has many services for homeless individuals and families in the City of South Bend. “The Gateway Center” will include a centralized intake location that will utilize coordinated entry, trauma-informed care for homeless individuals and families, up to 50 beds, and an office to coordinate placement. However, the development was opposed by the neighborhood and the site was withdrawn from consideration. Homeless individuals and families continue to face stigma in the region, and this stigma creates an obstacle to constructing locations for more social services. Outreach and education are required to encourage the construction of “The Gateway Center.”

The number of homeless Veterans in St. Joseph has decreased from 51 in 2018 to 33 in 2019. In addition to housing, there is a need for wrap around services for veterans. These services largely include mental health care and recovery systems for those with addictions. The Housing Authority of South Bend has

104 VASH vouchers which it partners to match with homeless veterans through the Center for the Homeless and the Veteran's Administration. The Center for the Homeless offers beds for homeless veterans in the Robert L. Miller, Sr. Veteran's Center (Miller's Vets). There are 24 male-only beds for veterans and only 16 are full. The number of beds has decreased due to the successful use of VASH vouchers. Life Treatment Centers also has beds for homeless vets.

There is a need for Permanent Supportive Housing in the County and the region. Though there are shelters for homeless individuals and families in the County, they are typically concentrated in the City of South Bend and are only temporary housing. Permanent Supportive Housing is needed to meet the for long-term housing for individuals and families who are homeless or are at-risk of becoming homeless. Permanent Supportive Housing could potentially be developed throughout the County, and not restricted to the areas within the City of South Bend. However, resistance to providing supportive housing for the homeless may make this process difficult. Outreach and education are required to create Permanent Supportive Housing.

Describe the Nature and Extent of Homelessness by Racial and Ethnic Group.

Approximately half of the homeless population in St. Joseph County is White, and slightly less than half the population is Black/African American. 14% of the homeless population in St. Joseph County is Hispanic. However, the Black/African American population in St. Joseph County is 12.4% of the population and 4.8% of the population in the County is Hispanic. Black/African American and Hispanic persons are disproportionately likely to be homeless in St. Joseph County.

Black/African American residents are also more likely to be at-risk of homelessness due to housing instability. Poor housing conditions in rentals are more prevalent in Black/African American neighborhoods, and residents of these houses are more likely to face evictions due to units being rehabilitated. The City of South Bend has created the Rental Safety Verification Program (RSVP) to help address these issues.

Describe the Nature and Extent of Unsheltered and Sheltered Homelessness.

Unsheltered Homelessness would refer to the segment of a homeless community who do not have ordinary lawful access to buildings in which to sleep, as referred to in the HUD definition as persons occupying "a place not meant for human habitation", (examples: a bus stop, beach, riverbed, van, RV, sidewalk). Many of the unsheltered homeless suffer from substance abuse and/or mental illness, and are reluctant to abide by the rules of the shelter, so they decline going into a shelter.

Sheltered Homelessness would refer to those in an emergency shelter, in transitional housing, or are exiting an institution where they temporarily resided lacking a fixed night time residence. People will be considered homeless if they are exiting an institution where they resided for up to 90 days (it was previously 30 days). People who are losing their primary night time residence, which may be a motel, hotel or a doubled-up situation within 14 days and lack resources or support networks to remain housing are considered sheltered homeless as well. The sheltered homeless typically do not have a steady source of income, or any source of income.

The Point In Time Count for St. Joseph County in 2019 counted a total of 413 homeless persons and 325 homeless households. Of these, only 15 persons, or 3.6%, were unsheltered. There were 180 persons in transitional housing, and 218 persons that were housed in an emergency shelter. There were no chronically homeless families with children but one (1) chronically homeless unaccompanied youth. There were 19 total unaccompanied youths that were homeless in 2019. Of the 413 homeless people counted, 65 (15.7%) were considered chronically homeless. There were 33 homeless Veterans, and five (5) of the homeless Veterans was considered chronically homeless. This indicates a need for greater outreach and shelter/housing options for these special needs groups.

DRAFT

NA-45 Non-Homeless Special Needs Assessment - 91.205 (b,d)

Introduction:

The assessment of non-homeless special needs includes the following:

- Elderly persons (age 65 years and older)
- Frail elderly
- Persons with mental, physical and/or developmental disabilities
- Persons with alcohol or other drug additions
- Persons with HIV/AIDS and their families
- Victims of domestic violence, dating violence, sexual assault, and stalking

The housing need of each of these groups were determined by consultation with social service providers and statistical information provided by social service provider agencies.

Describe the characteristics of special needs populations in your community:

Elderly Persons are defined as persons who are age 65 years and older. According to the 2013-2017 American Community Survey, elderly persons represent 14.7% of the County's total population. Approximately 6.6% of the elderly population are age 75 years and older. The City of South Bend has a slightly lower elderly population than the rest of the County, at 12.6%. Roughly 29.7% of elderly persons in the County are living alone. Of this population, 70.4% are elderly females.

Frail Elderly are those persons who are elderly and have a form of disability, ranging from a hearing loss, vision difficulty, cognitive difficulty, ambulatory problems, and lack of self-help skills. It is estimated that approximately 35.3% of the total elderly population are frail elderly.

Persons with mental, physical and development disabilities, according to the ACS data for 2013-2017, persons with a disability comprise 13.7% (36,454 persons) of St. Joseph County's total population. Many of the social services agencies that serve the County acknowledge that there is a gap in services for persons with mental disabilities, which is approximately 15.4% of the disabled population. In the City of South Bend, this group is estimated to be 18.0% of the disabled population.

Persons with HIV/AIDS and their families comprise a small percentage of the County's overall population. In 2018, it was estimated the 613 people were living with HIV/AIDS in St. Joseph County. Black and Hispanic or Latino residents of Indiana are more likely to be living with HIV/AIDS, and the prevalence of HIV/AIDS is much more common among males than females. There were 6 individuals with HIV/AIDS that were homeless according to the 2019 Point In Time Count.

Victims of Domestic Violence, dating violence, sexual assault and stalking are increasingly seeking shelter. Though there has been a decrease in the number of victims of domestic violence seeking

shelter, the problem still remains. Shelter for these individuals and their families are not frequently available. There were 11 victims of domestic violence in St. Joseph County that were homeless according to the 2019 Point In Time Count.

What are the housing and supportive service needs of these populations and how are these needs determined?

There is a severe need for supportive services associated with mental health care in the City of South Bend and St. Joseph County. Many people with mental health issues live in assisted living facilities or find themselves incarcerated because of this lack of services. People with mental health disorders who are lacking a diagnosis, struggle to find housing, and group homes will not often shelter these people.

The bulk of supportive services in St. Joseph County are located in the City of South Bend. Populations with special needs often lack transportation to the services. For this reason, there is a need for public transit to the areas where services are located, particularly beyond the South Bend city limits. There is also the need to bring supportive services within a small geographic area.

There is a need for permanent housing for people with HIV/AIDS. Currently, the only specialized housing for this population is only transitional.

Ex-offenders, especially sex offenders, struggle to find housing in St. Joseph County and frequently end up homeless. These populations are frequently turned away from social service providers.

The LGBTQ Community is also a population that experiences homelessness at a disproportionate rate. This population is assisted by the LGBTQ Center, which is located in South Bend.

Discuss the size and characteristics of the population with HIV/AIDS and their families within the Eligible Metropolitan Statistical Area:

Persons with HIV/AIDS and their families comprise a small percentage of the County's overall population. In 2018, it was estimated that there were 613 individuals who have been diagnosed with HIV/AIDS living in St. Joseph County according to the State of Indiana's "Spotlight Semi-Annual Report" for March 2019. In the State of Indiana, approximately 36.0% of the people living with HIV/AIDS were black, 49.2% were Hispanic or Latino, and 9.3% were white in 2016. Approximately 79.3% of people statewide living with HIV/AIDS were male.

Persons living with HIV/AIDS and their families need supportive services, such as access to treatment and health care, insurance, medications, counselors or life coaches, support groups, job training and education, and transportation.

Discussion:

The needs for these various groups of the Special Needs Population are only estimates, based on HUD data, U.S. Census Data, ACS data and interviews with housing providers and social service agencies. Accurate statistics are not available for groups, therefore "best estimates" are presented.

While many supportive service providers for special needs population are located in the City of South Bend, their service area and clients are in the City of Mishawaka, St. Joseph County, and often span the entire metropolitan area, which includes Cass County in Michigan. Therefore, the statistics are not limited to just St. Joseph County.

DRAFT

NA-50 Non-Housing Community Development Needs – 91.215 (f)

Describe the jurisdiction's need for Public Facilities:

- Accessibility improvements are needed in the City-County building, particularly in the restrooms.
- There are multiple vacant lots in the City. There is the potential to combine adjacent lots into parks with playgrounds.
- Many park areas need to be improved to encourage public use and to become a welcoming environment.
- There is a need for youth programming and public safety programming in parks.
- Parks in low-income areas need accessibility improvements and bike lanes, as well as trail, curb, and sidewalk work.

How were these needs determined?

These needs for public facilities were determined through: the resident surveys; agency needs surveys; interviews with County staff, City staff, City Council members, Department of Community Investment staff, and other City and County agencies; public hearing comments on needs; and the County's Comprehensive Plan.

Describe the jurisdiction's need for Public Improvements:

- The City has recently switched from one-way Downtown streets to two-way streets with bike lines. There is a need to widen all public sidewalks.
- There is a need for more bike lanes.
- The City has been responsive about addressing ADA complaints. There is still work to be done on improving ADA accessibility on curbs and sidewalks.
- The County has the highest percentage of well and septic systems in the state. It is more expensive in the County to set up a sewer than in other neighboring areas.
- There are broadband trunk lines along the railroad lines that run through the City. There is a need to extend the broadband access to the more peripheral neighborhoods.
- Heavy truck and automobile traffic is an issue in South Bend.
- Uneven sidewalks are problematic for individuals with disabilities.

How were these needs determined?

These needs for public facilities were determined through: the resident surveys; agency needs surveys; interviews with County staff, City staff, City Council members, Department of Community Investment staff, and other City and County agencies; public hearing comments on needs; and the County's Comprehensive Plan.

Describe the jurisdiction's need for Public Services:

- There is a need for centralized services for homeless people in the City. This includes wraparound services that assist homeless people along with CoC services.
- There is a need for improved public transit for low-income individuals in the City of South Bend.
- Transpo provides public transit for the area. Paratransit requests have been increasing while fixed route bus ridership has remained stagnant. There is a need for more capital purchases to meet these needs.
- The state will no longer collect additional taxes in the coming years. There is a need to plan for public transit and other services once the funding is capped.
- There is a need for additional programming for youth in the City.
- Early childhood care and affordable daycare are needs for workers in the City.
- Public safety is a common concern in South Bend. There are many residents of the City that have expressed concern about the amount of crime in their neighborhoods.
- There is a need for mental health care, particularly for individuals with addictions to drugs or alcohol.
- Affordable day care is needed for low-income workers, particularly single mothers.
- Many residents of the area need affordable health care, and will not see a doctor because of the high cost.
- There is a need to find a site for the proposed “Gateway Center” for homeless services.

How were these needs determined?

These needs for public facilities were determined through: the resident surveys; agency needs surveys; interviews with County staff, City staff, City Council members, Department of Community Investment staff, and other City and County agencies; public hearing comments on needs; and the County's Comprehensive Plan.

Housing Market Analysis

MA-05 Overview

Housing Market Analysis Overview:

St. Joseph County is the center of the South Bend-Mishawaka Metropolitan Statistical Area, which extends to Cass County, Michigan. It is located approximately 70 miles (114 km) west of Chicago, and approximately 27 miles (41 km) from the shores of Lake Michigan. The principal City of the County and Metropolitan Area is South Bend, the home to University of Notre Dame, which imbues the City with its culture and provides jobs for many residents of the City and surrounding region. The City was once a manufacturing hub for the Bendix Corporation and Studebaker Automobiles. The City experienced a population loss since the closure of the Studebaker plant in 1963 and the Bendix Corporation in 1983. The City has spent multiple decades recovering from the population loss, but posted small population gains from 1990 to 2000 and has stabilized in the 2010s. St. Joseph County's population has mirrored South Bend's, increasing from 247,052 in 1990 to 265,559 in 2000, and stabilizing at 266,931 in 2010. According to the 2013-2017 ACS Five Year Estimates, St. Joseph County's population is 268,613. Approximately 37.9% of the population of St. Joseph County lives in South Bend, which had a population estimate of 101,928 in the same time period.

Slightly more than one quarter (27.7%) of all owner-occupied housing units in St. Joseph County were built before 1950, which is close to 70 years ago. In South Bend, 42.2% of all housing units were built before 1950. About two-fifths (38.8%) of the housing in the County was built between 1950-1979, and about one quarter (23.0%) was built between 1980-1999. In the last twenty years, a little more than a tenth (10.4%) of the housing stock was built.

According to the 2013-2017 American Community Survey Data, St. Joseph County now has 68,361 owner-occupied housing units (67.8% of all occupied housing units) and 32,333 renter-occupied housing units (32.2 % of all occupied housing units). In the City of South Bend, there are 39,025 occupied housing units, 22,335 (57.2%) of which are owner-occupied housing units and 16,690 of which are renter-occupied (42.8%).

The overall condition of the housing stock is fair, with a small percentage of the housing stock either neglected or not adequately maintained. According to the ACS data for 2013-2017, there are 15,384 vacant housing units in St. Joseph County, which is approximately 13.3% of all the housing units. In the City of South Bend, there are 8,255 vacant housing units, which is 17.5% of all housing units. The region has a higher vacancy rate than the State of Indiana, which is 11.1%.

The median home value in St. Joseph County as of 2017 was \$118,600 and the median contract rent was \$613/month for the same time period.

MA-10 Number of Housing Units – 91.210(a)&(b)(2)

Introduction

According to the 2013-2017 ACS data, there are 116,078 total housing units in St. Joseph County. There are 100,694 occupied housing units (68,361 owner-occupied and 32,333 renter-occupied), which leaves 15,384 vacant housing units. The majority of the owner-occupied housing are 3 or more bedrooms (80% of all owner-occupied houses). Approximately a third (32%) of all renter-occupied households have 3 or more bedrooms, and two-bedroom rentals are slightly more common (37%).

All residential properties by number of units

Property Type	Number	%
1-unit detached structure	86,907	75%
1-unit, attached structure	2,706	2%
2-4 units	5,632	5%
5-19 units	1,656	14%
20 or more units	7,859	7%
Mobile Home, boat, RV, van, etc	1,970	2%
Total	116,078	100%

Table 26 – Residential Properties by Unit Number

Data Source: 2013-2017 ACS

Unit Size by Tenure

	Owners		Renters	
	Number	%	Number	%
No bedroom	71	0%	1,139	4%
1 bedroom	1,029	2%	8,775	27%
2 bedrooms	12,495	18%	12,044	37%
3 or more bedrooms	54,766	80%	10,375	32%
Total	68,361	100%	32,333	100%

Table 27 – Unit Size by Tenure

Data Source: 2013-2017 ACS

Describe the number and targeting (income level/type of family served) of units assisted with federal, state, and local programs.

The following number of units in St. Joseph County and the City of South Bend that are assisted with Federal, State and Local Programs is as follows:

- **Public Housing** - There are 1,113 public housing units in St. Joseph County with 814 public housing units in the City of South Bend and 299 public housing units in the City of Mishawaka.

- **Low Income Housing Tax Credit (LIHTC)** – According to HUD’s Low-Income Housing Tax Credit Database, there are a total of 1,877 Low Income Housing Tax Credit Units in St. Joseph County, with 1,466 Low Income Housing Tax Credit units in the City of South Bend and 411 Low Income Housing Tax Credit Units in the City of Mishawaka. As of the year 2000, 1,272 of the units in South Bend and 250 of the units in Mishawaka are considered low-income units.
- **Housing Choice Vouchers** – The Housing Authority of South Bend administers 2,021 vouchers. The Housing Authority of the City of Mishawaka administers 345 vouchers. All are tenant based.

Provide an assessment of units expected to be lost from the affordable housing inventory for any reason, such as expiration of Section 8 contracts.

The Housing Authority of South Bend does not intend to lose any housing units. The Housing Authority of the City of Mishawaka does not anticipate losing any units.

Does the availability of housing units meet the needs of the population?

There is a sufficient supply of housing units of various types within St. Joseph County. There are 68,361 owner-occupied housing units, 32,333 renter-occupied housing units, and approximately 15,384 vacant units. Of the vacant units, slightly more than one-third are available, or approximately 4,907 are for rent and 1,206 are for sale. The problem is not the “availability” of units in St. Joseph County, it is the “affordability” and the “quality” of these units, particularly in the City of South Bend. The need for affordable housing for singles is evidenced by both Housing Authorities’ public housing waiting lists.

A plurality of applicants on the public housing waiting list (38.7%) are waiting for a one bedroom unit. On both the public housing waiting and Section 8 Housing Choice Voucher waiting list, 13% of households are disabled. There are 9,179 families with children on the public housing waiting list and 7,204 families with children on the Section 8 Housing Choice Voucher waiting list. There is a high demand for 2-bedroom housing units (25% of households on the public housing waiting list and 33% of the Section 8 waiting list) and 3-bedroom housing units (25% of households on both waiting lists). Because the majority of the persons on the public housing waiting lists have incomes at or below 30% AMI (70% extremely low income), it stands to reason that many of the single person households waiting for a zero or one bedroom unit are extremely low income, and many of the families searching for housing are families at or below poverty level.


Describe the need for specific types of housing:

There is a need for better quality affordable rental housing. There are many families in St. Joseph County that require housing units with two- or three-bedrooms, but these houses are not livable if they are available. Many of the two- and three-bedroom housing units in the City are in a state of disrepair and require lead abatement, which increases rehabilitation costs. The City of South Bend implemented a rental registry in 2019 to help ensure the quality of rental units in the City.

The eviction rates in the City of South Bend are some of the highest in the Country. The shortage of housing for families in the City of South Bend allows landlords to be selective with their tenants. Many fair housing issues have appeared based on landlords refusing to rent to families. There is a need for better quality rental housing that is affordable to low-income families, which would prevent them from being evicted and would also decrease families that are at risk of becoming homeless.

Discussion

There are considerably more homeowner housing units in St. Joseph County than rental units. The rental units are concentrated in the City of South Bend. The goal of the St. Joseph County Housing Consortium and the City of South Bend is to encourage home ownership for those in the County that can purchase a home, and improve rental housing conditions throughout the City of South Bend. The Housing Consortium has been using its limited financial resources to encourage home ownership and to provide tenant-based rental assistance.



MA-15 Housing Market Analysis: Cost of Housing - 91.210(a)

Introduction

The cost of housing has increased from \$112,500 to \$118,600 in the last 11 years for a single family home. According to Realtor.com, the median list sales price for a home in the South Bend-Mishawaka Metropolitan Area in the Summer 2019 was \$199,000, which is 67.8% higher than the median sale price in St. Joseph County of \$156,000.

The cost of rent has increased by 9% during the period from 2009 to 2017, and the rental vacancy rate is considerably higher at 12.8% than the homeowner vacancy rate of 1.7%. These numbers seem to show a higher demand for homeownership than rental units, and a higher supply of available rental units.

The County needs to continue its efforts to increase homeownership among residents of St. Joseph County, the City of South Bend, and the City of Mishawaka and maintain affordable rental options for the elderly and disabled.

Cost of Housing

	Base Year: 2009	Most Recent Year: 2017	% Change
Median Home Value	\$112,500	\$118,600	5%
Median Contract Rent	\$564	\$613	9%

Table 28 – Cost of Housing

Data Source: 2005-2009 ACS (Base Year), 2013-2017 ACS (Most Recent Year)

Rent Paid	Number	%
Less than \$500	5,197	17.2%
\$500-999	19,699	65.2%
\$1,000-1,499	4,374	14.5%
\$1,500-1,999	671	2.2%
\$2,000 or more	273	0.9%
Total	30,214	100%

Table 29 - Rent Paid

Data Source: 2013-2017 ACS

Housing Affordability

% Units affordable to Households earning	Renter	Owner
30% HAMFI	2,703	No Data
50% HAMFI	9,744	7,616
80% HAMFI	23,663	19,911
100% HAMFI	No Data	27,502

% Units affordable to Households earning	Renter	Owner
Total	36,110	55,029

Table 30 – Housing Affordability

Data Source: 2011-2015 CHAS

Monthly Rent

Monthly Rent (\$)	Efficiency (no bedroom)	1 Bedroom	2 Bedroom	3 Bedroom	4 Bedroom
Fair Market Rent	547	689	858	1,100	1,169
High HOME Rent	547	689	858	1,082	1,169
Low HOME Rent	547	594	712	823	918

Table 31 – Monthly Rent

Data Source: HUD FMR and HOME Rents

Is there sufficient housing for households at all income levels?

Based on the HUD - CHAS data in the chart above, approximately 78% of housing is affordable for low-income families and individuals with incomes at or below 80% of Area Median Income. This is based on the HUD-FMR however the HUD-FMRs are lower than the average rent on the private market. Half (50.0%) of housing for homeowners is affordable for those at 100% or below of Area Median Income. However, this information from the ACS data is not consistent with the actual sales prices in the private market. According to CHAS data, there is not sufficient housing for all income levels due to the cost over burden criteria for the following groups:

The following households have housing costs that are 30% to 50% of their AMI:

- White households = 9,664 or 70.7% of households
- Black/African American households = 2,614 or 19.1% of households
- Asian households = 259 or 0.6% of households
- American Indian/Alaska Native households = 84 or 0.0% of households
- Hispanic households = 784 or 5.7% of households

The following households have housing costs that are greater than 50% of their AMI:

- White households = 7,084 or 63.4% of households
- Black/African American households = 3,005 or 26.9% of households
- Asian households = 168 or 0.4% of households
- American Indian/Alaska Native households = 40 or 0.0% of households
- Hispanic households = 649 or 5.8% of households

When examining the percentage of each racial or ethnic group that has a housing problem, severe housing problem, or is housing cost overburdened, compared to that racial or ethnic group overall, a different picture presents itself. According to the 2011-2015 CHAS data, 16.0% of all White households, 43.1% of Black/African American households, 45.9% of American Indian and Alaska Native households, 23.4% of Asian households, and 24.0% of Hispanic households are cost-overburdened by 30%-50%, while 11.8% of White households, 49.6% of Black households, 21.9% of American Indian and Alaska Native households, 15.2% of Asian households, and 19.8% of Hispanic households were cost overburdened by over 50%. When examining housing problems for households at median income or less, 19.1% of White households, 45.6% of Black/African American households, 22.1% of Asian households, 32.2% of American Indian/Alaska Native households, and 37.0% of Hispanic households have a housing problem. When comparing these numbers to the cost-overburdened numbers, it seems as African American/Black households are the most likely to be affected by both housing problems and cost overburdens. American Indian/Alaska Native households and Hispanic households are also likely to experience housing problems, though not as frequently as African American/Black households.

Severe housing problems are not as prevalent as cost overburdens or normal housing problems, with 9.2% of White households, 25.9% of Black/African American households, 11.1% of American Indian and Alaska Native households, 12.9% of Asian households, and 22.2% of Hispanic households are experiencing severe housing problems. Overall, these numbers show that African American/Black households and Hispanic households in St. Joseph County are the groups most likely to experience a severe housing burden. Minority households in general are more likely to be cost-overburdened and have a housing problem than White households, with cost overburdens, housing problems, and severe housing problems being the most prevalent among Black/African American households.

How is affordability of housing likely to change considering changes to home values and/or rents?

The population of St. Joseph County and the City of South Bend have remained relatively constant, and home values are likely to remain the same. However, the rental housing stock is old and is continuing to age, which will create the need for costly rehabilitation projects, making much of the rental housing stock unsafe and unlivable. Correspondingly, the amount of affordable housing will decrease as rents increase. The median income in St. Joseph County has increased at a slower rate than the increase in the price of housing. This has caused additional housing affordability issues.

How do HOME rents / Fair Market Rent compare to Area Median Rent? How might this impact your strategy to produce or preserve affordable housing?

According to Zumper (www.zumper.com), a website for listing and renting apartments, it is estimated that the Area Median Rent for a one bedroom apartment is \$755 per month, for a two bedroom apartment is \$895 per month, for a three bedroom apartment \$838 per month, and for a four bedroom apartment \$950 per month. These estimates are 4.3% to 12.4% higher than the HOME rents and Fair Market rents for one and two bedroom apartments in St. Joseph County. Housing affordability is the

biggest housing problem for low-income families and individuals according to the CHAS data and interviews with area stakeholders, indicating a need for housing subsidies and assistance.

Discussion

The cost of housing in St. Joseph County and the City of South Bend overall, is more affordable than other nearby housing markets such as Chicago. Due to its proximity to Chicago and good rail access, homebuyers are interested in moving into South Bend and St. Joseph County. This has increased the demand for housing, especially affordable housing, which in turn has increased the cost of housing in this market area.

DRAFT

MA-20 Housing Market Analysis: Condition of Housing – 91.210(a)

St. Joseph County contains 61,760 housing units that were constructed prior to 1960, which is 53.2% of all the total housing units in the County. In the City of South Bend, 59.6% of all housing units were constructed prior to 1960. Approximately 10% of the housing units in the County were built within the last fifteen (15) years, and only 6% of the housing in the City of South Bend was constructed in that time period. Of all the 116,078 total housing units, 100,694 are occupied. It is estimated that about 75.5% of the housing units are in need of housing rehabilitation work, from minor work to major rehabilitation work.

Definitions

The following definitions are used in the table below:

“Selected Housing Conditions:”

- Over-crowding (1.01 or more persons per room)
- Lacking a complete kitchen
- Lack of plumbing facilities and/or other utilities
- Cost overburden

“**Substandard Condition:**” Does not meet code standards, or contains one of the selected housing conditions.

“**Suitable for Rehabilitation:**” The amount of work required to bring the unit up to minimum code standards, and the existing debt on the property, together are less than the fair market value of the property.

“**Not Suitable for Rehabilitation:**” The amount of work required to bring the unit up to minimum code standard exceeds the fair market value of the property after rehabilitation work is complete.

Condition of Units

Condition of Units	Owner-Occupied		Renter-Occupied	
	Number	%	Number	%
With one selected Condition	11,770	18%	13,538	43%
With two selected Conditions	233	0%	568	2%
With three selected Conditions	10	0%	0	0%
With four selected Conditions	0	0%	0	0%

Condition of Units	Owner-Occupied		Renter-Occupied	
	Number	%	Number	%
No selected Conditions	54,970	82%	17,100	55%
Total	66,983	100%	31,206	100%

Table 32 - Condition of Units

Data Source: 2011-2015 ACS

Year Unit Built

Year Unit Built	Owner-Occupied		Renter-Occupied	
	Number	%	Number	%
2000 or later	6,358	9%	3,118	10%
1980-1999	15,985	24%	7,089	23%
1950-1979	26,200	39%	12,172	39%
Before 1950	18,464	28%	8,813	28%
Total	67,007	100%	31,192	100%

Table 33 – Year Unit Built

Data Source: 2011-2015 CHAS

Risk of Lead-Based Paint Hazard

Risk of Lead-Based Paint Hazard	Owner-Occupied		Renter-Occupied	
	Number	%	Number	%
Total Number of Units Built Before 1980	44,664	67%	20,985	67%
Housing Units build before 1980 with children present	4,970	7%	3,230	10%

Table 34 – Risk of Lead-Based Paint

Data Source: 2011-2015 ACS (Total Units) 2011-2015 CHAS (Units with Children present)

Vacant Units

	Suitable for Rehabilitation	Not Suitable for Rehabilitation	Total
Vacant Units	4,145	3,563	8,255
Abandoned Vacant Units	56	63	121
REO Properties	67	0	67
Abandoned REO Properties	8	2	10

Table 35 - Vacant Units

Need for Owner and Rental Rehabilitation

Based on consultation with St. Joseph County's housing providers and other stakeholders, there is a great need for housing rehabilitation in St. Joseph County and the City of South Bend. There are many older homes in the County and in the City of South Bend. These older homes are often in poor condition

and require rehabilitation. Many of these homes are renter-occupied, and landlords are not willing to make the repairs on these properties. There are many absentee landlords, and some landlords force low-income tenants out if they complain about conditions. These types of issues are often related to utility maintenance or weatherization. People in these units are often at risk of eviction as well, and increasing costs to cover unsafe or indecent conditions combined with an inability to pay, can force these tenants out of their homes.

Local neighborhood organizations and Community Development Corporations (CDCs) in the City of South Bend encourage housing rehabilitation as a reinvestment and redevelopment strategy. Some residents whose homes are valued at less than \$100,000 are unable to afford rehabilitation costs. Residents have described how non-LMI residents have been moving in and rehabilitating houses in Low- and Moderate-Income neighborhoods in the Near Northwest Neighborhood. These actions will stabilize neighborhoods. However, it does not create the conditions where capital will be made available for Low- and Moderate-Income residents in the same neighborhood. Those residents are unable to rehabilitate their houses and decide to sell by taking advantage of rising home values.

There is demand for starter homes in the City of South Bend and St. Joseph County. However, there are limited financial resources to address housing at starter home price points. This includes funding for housing rehabilitation in starter homes.

Lead-based paint is an issue in the area, particularly in the older homes of the City of South Bend. Lead is also common in the soil of rental properties. Many housing units frequently test positive for lead-based paint. Landlords will paint windows shut or nail them shut to cover up the problem, rather than making necessary repairs. The cost of abating lead is expensive, and it discourages housing owners from engaging in rehabilitation programs.

Estimated Number of Housing Units Occupied by Low or Moderate Income Families with LBP Hazards

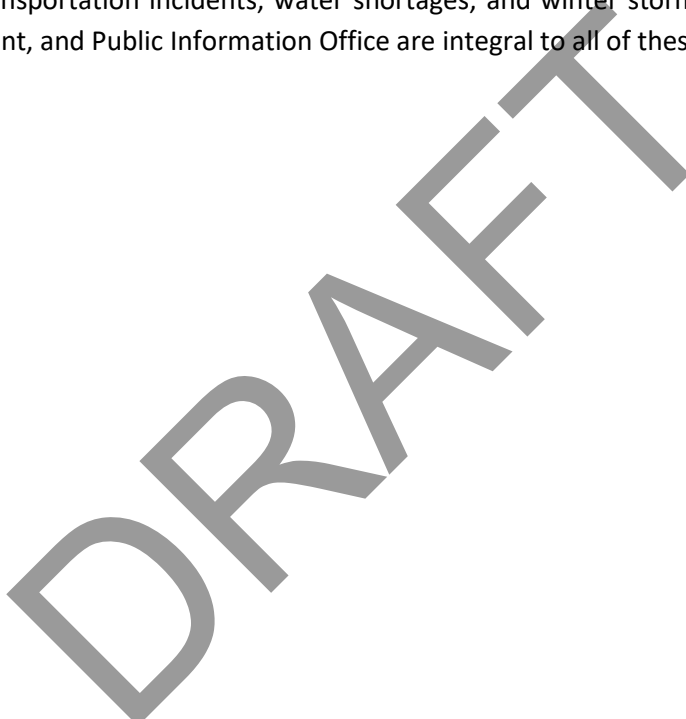
There are approximately 45,465 (66.5%) owner-occupied and 21,542 (66.6%) renter-occupied housing units in St. Joseph County that were built prior to 1980 which was before the date when Lead Based Paint was no longer available. These numbers are higher in the City of South Bend, where 19,004 (85.1%) owner-occupied and 12,572 (75.3%) renter-occupied units were built before 1980. Based on that, up to 31,675 housing units in the City and 67,007 units in the County have lead-based paint. Lead-based paint is most common in rental housing, which is more common in the low-income neighborhoods of the City of South Bend. Elevated childhood blood lead levels were found in 1.2% of children tested in St. Joseph County according to the Indiana State Department of Health. According to the St. Joseph County Health Department, in some parts of the City of South Bend, 20% of children have elevated blood lead levels, and in one Census Tract, 30% of children have elevated blood lead levels. Because the affordable housing in the area frequently has lead-based paint, there is a need to provide assistance to those looking to complete lead abatements but may not have the financial means to do so.

Discussion

The City needs to access funds to rehabilitate homes, to construct new housing to place infill on vacant land, and to encourage landlords to rehabilitate rental homes. The City also needs to continue to support redevelopment initiatives undertaken by neighborhood CDCs.

Emergency Management Plan

St. Joseph County's Emergency Management Plan identifies the major coordinating agencies and mitigation and response tasks in the event of an emergency in the County. The plan was last updated in 2006. Potential hazards include civil disorders, drought, earthquakes, energy emergencies, floods, hazardous materials, nuclear attack threats, pipeline ruptures or explosions, terrorist incidents, tornados or severe storms, transportation incidents, water shortages, and winter storms. South Bend's Mayor's Office, Fire Department, and Public Information Office are integral to all of these responses.



MA-25 Public and Assisted Housing – 91.210(b)

Introduction

There are three (3) housing authorities in St. Joseph County. The Housing Authority of South Bend owns and professionally manages family communities and elderly/disabled rental apartments. The apartments are located throughout the City of South Bend. The Housing Authority of the City of Mishawaka owns and manages properties for families and elderly/disabled residents in the City of Mishawaka. The St. Joseph County Housing Authority is located in North Liberty, and manages rental apartments located throughout the unincorporated areas of the county. The Housing Authority of South Bend has 814 public housing units, the Housing Authority of the City of Mishawaka has 299 units, and the St. Joseph County Housing Authority has 60 units.

All housing authorities manage the Section 8 Housing Choice Voucher programs for their respective geographies. The Housing Authority of South Bend administers 2,021 vouchers, the Housing Authority of the City of Mishawaka administers 345 vouchers, and the St. Joseph County Housing Authority administers 169 vouchers.

Totals Number of Units

	Certificate	Mod-Rehab	Public Housing	Program Type					
				Vouchers					
				Total	Project - based	Tenant - based	Special Purpose Voucher		
							Veterans Affairs Supportive Housing	Family Unification Program	Disabled *
# of units vouchers available	0	0	1,110	2,431	0	0	0	0	0
# of accessible units									
*includes Non-Elderly Disabled, Mainstream One-Year, Mainstream Five-year, and Nursing Home Transition									

Table 36 – Total Number of Units by Program Type

Data Source: PIC (PIH Information Center)

Describe the supply of public housing developments:

The Housing Authority of South Bend has the following units:

- Monroe Plaza – 91 units
- Rabbi Albert M. Shulman Complex – 127 units
- Laurel Court – 42 units
- South Bend Ave – 20 units
- LaSalle Landing – 24 units

- WestScott/Quads – 179 units
 - Harber Homes – 54 units
 - Edison and Twyckenham – 38 units
 - Scattered Sites – 239 units
- Total – 814 units

There are sixty-two (62) units that are considered accessible in the Housing Authority of South Bend's public housing inventory.

The Housing Authority of the City of Mishawaka has three public housing properties. Barbee Creek is a family housing community, and Riverview Towers and Mishawaka Main Jr. High Apartments are elderly housing communities. Forty-one (41) of their units are accessible, and all are in Riverview Towers.

Describe the number and physical condition of public housing units in the jurisdiction, including those that are participating in an approved Public Housing Agency Plan:

There is a total of 814 public housing units in the City of South Bend. The properties owned by the Housing Authority of South Bend are older and require repairs. There are not enough resources available to make all of the desired repairs to public housing communities, and increased funding is needed so HASB can better serve its residents.

The Housing Authority of the City of Mishawaka is in the process of purchasing property back from their Assisted Living Facility. There are often demands for reasonable accommodations of ramps or walk-in tubs, which the Housing Authority will provide. The Housing Authority will also take requests for up-front parking spaces but they are on a first-come, first-serve basis.

Public Housing Condition

Public Housing Development	Average Inspection Score
Housing Authority of South Bend	69
Housing Authority of the City of Mishawaka	97

Table 37 - Public Housing Condition

Describe the restoration and revitalization needs of public housing units in the jurisdiction:

The Housing Authority of South Bend has organized its fourteen (14) developments of 326 buildings into four Asset Management Planning (AMP) units. HASB submitted its Five Year Plan Update for its FY 2018 through FY 2022 Public Housing Capital Fund Program Grant, along with its complete Five Year Plan on June 1, 2018. The Capital Fund Grant award for FY 2019 was \$1,963,947. The Housing Authority of South Bend has determined that the current housing is worth preserving and will not be converted to RAD.

However, improvements are needed on all public housing properties, for which HASB plans to utilize its Capital Fund.

The major work items for the Housing Authority of South Bend's properties are as follows: replacement of showers, furnaces, doors, exterior lighting, boilers, window blinds, ceiling panels, potable water tanks, roofs, retaining walls, air conditioners, and central air; addition of exterior lighting, gas line metering, security cameras, and automatic sprinkling; repairs of fencing, fire pumps, and retaining walls; landscaping; repaving parking lots; refurbishing elevator cabs and the day care; upgrading plumbing; painting units; and general rehab work.

The Housing Authority of the City of Mishawaka's Capital Fund work items are as follows: siding application and new appliance installation at Barbee Creek, and air conditioning, heat pump, and AAON unit installation at River View Towers.

Describe the public housing agency's strategy for improving the living environment of low- and moderate-income families residing in public housing:

According to the Five Year and Annual Plan for 2018-2022, HASB's progress in meeting their mission and goals states that HASB will attain and maintain high performer status in both of its housing programs. The Housing Authority of South Bend has struggled to form Resident Councils and Resident Advisory Boards. The Housing Authority of South Bend has strategized in recruiting more Section 8 Housing Choice landlords. Demand among public housing residents for Section 8 Housing Choice Vouchers has increased.

Section 8 Voucher Holders in the City of South Bend have the opportunity to establish and achieve goals that they set for themselves and their families, as well as save a significant amount of money. Section 8 voucher holders may also use their vouchers to realize the American dream of becoming a homeowner. Both of these opportunities are available to Section 8 Voucher Holders who choose to become participants in Section 8's Family Self-Sufficiency Program. There are two parts to the program. The first part of the program is the Self-Sufficiency program where participants work toward and meet goals that they set for their families, as well as save money that will become theirs when they have completed their goals. The second part of the program is the Homeownership Program. In this part of the program, a Section 8 participant can choose to use his or her Section 8 Voucher to assist with the purchase and mortgage payment of a home. Each part of the Self-Sufficiency program is detailed below.

Family Self-Sufficiency (FSS) is a voluntary HUD program that encourages and assists families to become self-sufficient. Anyone currently on the Section 8 Housing Choice Voucher program is eligible for this program. FSS offers a financial incentive to families through an escrow account, which is based on an increase in a families earned income. An example of an increase in earned income would be when a family member has a pay raise, obtains employment or has an increase in his or her working hours that results in an increase in the percentage of income for rent that the family pays each month. For example, if a family member begins working 40 hours per week, and the family rent increases by

\$100.00 dollars per month, that \$100.00 dollars goes into an escrow account that the Housing Authority establishes for the family instead of into the HASB rental income. This account becomes available to the family when the family successfully completes their FSS Contract of Participation. Depending upon each participant's situation, the FSS Program can connect tenants with job training, resource planning, credit repair resources, basic skills education, high school equivalency (GED) programs, post-secondary education, and assistance with securing meaningful employment. Advisors provide emotional support, case management, and personalized assistance.

Eligible Section 8 Voucher Holders may now use their vouchers to assist in the purchase of their own home through the Section 8 Homeownership Program. The voucher assistance provides a partial payment toward the mortgage every month. Participants are assisted with budgeting and credit repair as needed, provided with homeownership education, and given support every step of the way as they purchase their home.

Discussion:

The Housing Authority of South Bend has been the primary provider of housing for the very low- and extremely low-income residents of the City of South Bend. The Housing Authority of the City of Mishawaka provides housing for the very low- and extremely low-income residents of the City of Mishawaka. Both housing authorities assist individuals and families through their Public Housing Communities, Low Income Housing Tax Credit communities, and Section 8 Housing Choice Vouchers programs.

MA-30 Homeless Facilities and Services – 91.210(c)

Introduction

The Center for the Homeless, AIDS Ministries/AIDS Assist, Youth Service Bureau, the YWCA of North Central Indiana, Life Treatment Centers, and other City service groups are the providers of housing and supportive services for the City of South Bend and St. Joseph County's homeless and at risk of being homeless population. There is a total of 701 beds for the homeless in St. Joseph County.

The Center for the Homeless is the lead entity in the area that provides support services and support for the homeless. The Center for the Homeless has 144 year round Emergency Shelter Beds that can be adjusted to accommodate all groups experiencing homelessness, including: 15 seasonal emergency shelter beds; 25 permanent supportive housing beds; and 24 transitional housing beds for Veterans. Life Treatment Centers has 51 emergency shelter beds and 25 permanent supportive housing beds. The YWCA has 54 emergency shelter beds. Hope Ministries has 50 emergency shelter beds and 96 transitional housing beds. Youth Service Bureau has 8 emergency shelter beds and 11 transitional housing beds. AIDS Ministries/AIDS Assist has 28 permanent supportive housing beds. Oaklawn Psychiatric Center has 76 permanent supportive housing beds.

Facilities and Housing Targeted to Homeless Households

	Emergency Shelter Beds		Transitional Housing Beds	Permanent Supportive Housing Beds	
	Year Round Beds (Current & New)	Voucher / Seasonal / Overflow Beds	Current & New	Current & New	Under Development
Households with Adult(s) and Child(ren)	78	0	56	116	
Households with Only Adults	128	15	80	127	
Chronically Homeless Households	0	0	0	29	
Veterans	13	0	0	89	
Unaccompanied Youth	0	0	11	8	

Table 38 - Facilities and Housing Targeted to Homeless Households

Describe mainstream services, such as health, mental health, and employment services to the extent those services are used to complement services targeted to homeless persons

The Indiana Balance of State CoC acts as the lead agency for the SSI/SSDI Outreach, Access, and Recovery (SOAR) Program to address the issues of people experiencing homelessness and assisting them to access Social Security Administration programs. Caseworkers meet with people experiencing homelessness to provide a direct connection to social service and disability programs in order to improve positive outcomes. The CoC also maintains partnerships with health care navigators, managed care organizations, free clinics, legal aid, and the Indiana Department of Social Services. CoC providers assist clients with applying for benefits such as Medicaid, Medicare, Veteran benefits, TANF, and SNAP.

Local providers help clientele access mainstream health and mental health services along with job training and education. The Center for the Homeless acts as lead entity for addressing the needs of the homeless individuals in the area. The Center for the Homeless runs programs in-house to address employment, adult self-sufficiency, childcare, and mental health counseling. Other employment services exist in St. Joseph County, including South Bend Career Pathways. Mainstream mental health services for the uninsured, run by Oaklawn Psychiatric Center, which provides assistance to those in need of mental health care and addiction services throughout the St. Joseph County Region for adults and children.

List and describe services and facilities that meet the needs of homeless persons, particularly chronically homeless individuals and families, families with children, veterans and their families, and unaccompanied youth. If the services and facilities are listed on screen SP-40 Institutional Delivery Structure or screen MA-35 Special Needs Facilities and Services, describe how these facilities and services specifically address the needs of these populations.

The Center for the Homeless provides housing and supportive services, and advocates for the homeless in St. Joseph County. The Center for the Homeless has facilities for emergency and transitional shelter, as well as permanent supportive housing. The Veterans' Annex has 24 beds, and 16 beds are currently occupied.

Oaklawn provides 100 Permanent Supportive Housing units for homeless individuals with mental health needs. Currently, all units are full and Oaklawn is in the process of constructing 60 more units.

Dismas House provides housing for individuals that have been incarcerated. Dismas serves 30-40 former offenders annually, and provides them with meals and mentorship.

The YWCA North Central Indiana provides transitional housing for women and their families. HOPE Ministries also provides housing for women and victims of domestic violence.

There are additional group homes throughout the City of South Bend. These group homes are designed as transitional housing. There are no facilities in St. Joseph County that provide housing for sex offenders.

MA-35 Special Needs Facilities and Services – 91.210(d)

Introduction

St. Joseph County and the City of South Bend have identified the priorities for services and facilities for special needs population. This includes elderly, frail elderly, persons with disabilities, persons with alcohol or other drug addictions, persons with HIV/AIDS and their families, and public housing residents.

Including the elderly, frail elderly, persons with disabilities (mental, physical, developmental), persons with alcohol or other drug addictions, persons with HIV/AIDS and their families, public housing residents and any other categories the jurisdiction may specify, and describe their supportive housing needs

The following needs and objectives are established under this Five Year Consolidated Plan:

- **Elderly** - rehabilitation of existing owner-occupied housing units, and construction of new affordable and accessible apartments
- **Frail Elderly** - construction of new affordable and accessible apartments with supportive services
- **Persons with Disabilities** - rehabilitation of existing housing units for accessible improvements, reasonable accommodations to rental housing units, and supportive employment opportunities
- **Alcohol and Other Drug Addictions** - supportive services to end addiction, and training to re-enter the work force
- **Public Housing Residents** - housing down payment assistance, job training and job opportunities, housing counseling for homeownership, and assistance in finding affordable housing
- **Victims of Domestic Violence** - additional temporary shelters, supportive services and training programs, and permanent supportive housing options
- **Persons with HIV/AIDS** - permanent supportive housing and health care services

Describe programs for ensuring that persons returning from mental and physical health institutions receive appropriate supportive housing

Hospitals must have written discharge policies for "appropriate referral and transfer plans" including evaluation of a patient's capacity for self-care and possibility of being cared for in "the environment from which s/he entered the hospital." The actual discharge plan varies with the individual being

discharged, their primary and behavioral health needs, and resources and supports available. While health care facilities try to send individuals home or to family, sometimes they discharge to a nursing home, rehab hospital or as last resort, a non-HUD funded shelter. Some shelters have protocols against accepting certain individuals directly from a hospital. The CoC has a state and local discharge policy for those that are discharged from adult care facilities, as well as a discharge team to address the issues in discharging individuals from foster care, health care, mental health care, and correctional facilities.

Specify the activities that the jurisdiction plans to undertake during the next year to address the housing and supportive services needs identified in accordance with 91.215(e) with respect to persons who are not homeless but have other special needs. Link to one-year goals. 91.315(e)

The City of South Bend proposes as its goals for the Five Year Consolidated Plan the following under "Other Special Needs Strategy":

Priority Need: Improve, preserve, and expand facilities for persons with special needs and the disabled in the City of South Bend.

Goals/Strategies:

SNS-1 Housing - Promote and assist to increase the supply of affordable, decent, safe, sound, and accessible housing for the elderly, persons with disabilities, and persons with other special needs through rehabilitation of existing housing and new construction of accessible housing.

SNS-2 Social Services - Promote and assist in supporting social service programs and facilities for the elderly, persons with disabilities, and persons with other special needs.

SNS-3 Accessibility - Promote and assist in making accessibility improvements to owner occupied housing through rehabilitation and improve renter occupied housing by promoting reasonable accommodations for the physically disabled.

For entitlement/consortia grantees: Specify the activities that the jurisdiction plans to undertake during the next year to address the housing and supportive services needs identified in accordance with 91.215(e) with respect to persons who are not homeless but have other special needs. Link to one-year goals. (91.220(2))

In the City of South Bend, priority areas include addressing housing needs for elderly homeowners and renters, frail elderly homeowners with medical issues, persons with mental disabilities, persons with physical disabilities, persons with HIV/AIDS, and persons that are chronically homeless. Over the five-

year period of this plan, an estimated 3,000 people will be assisted. Efforts to achieve the following objectives will be undertaken:

- Allow elderly to live in their home longer;
- Address medical-related home improvements for the elderly;
- Improve aging housing stock;
- Provide options for elderly rental housing;
- Provide housing options and support for the mentally ill;
- Provide housing options and support for the chronically homeless;
- Provide housing options and support for persons with HIV/AIDS and their families, including children;
- Provide housing options for the disabled.

A combination of resources will be used to address as many of these needs as funding allows during 2020.

DRAFT

MA-40 Barriers to Affordable Housing – 91.210(e)

Negative Effects of Public Policies on Affordable Housing and Residential Investment

St. Joseph County's 2020 Analysis of Impediments to Fair Housing Choice has identified the following impediments, along with goals and strategies to address those impediments and affirmatively further fair housing in the County:

Impediment 1: Fair Housing Education and Outreach - There is a need to educate persons about their rights under the Fair Housing Act and to raise community awareness to affirmatively further fair housing choice, especially for low-income residents, minorities, and the disabled population.

Goal: Improve the public's and local officials' knowledge and awareness of the Fair Housing Act, related laws, regulations, and requirements to affirmatively further fair housing throughout St. Joseph County.

Strategies: To meet this goal, the following activities and strategies may be undertaken by the Cities of South Bend and Mishawaka, and St. Joseph County:

- **1-A:** Continue to promote Fair Housing awareness through media, seminars, and training to provide educational opportunities for all persons to learn about their rights under the Fair Housing Act and Americans with Disabilities Act.
- **1-B:** Continue to prepare and distribute literature and informational material concerning fair housing issues, an individual's housing rights, and a landlord's responsibilities to comply with the Fair Housing Act by making reasonable accommodations.
- **1-C:** Educate residents that they have the right to live outside concentrated areas of poverty.
- **1-D:** Work with the local Board of Realtors to educate and promote fair housing.
- **1-E:** Strive for better intergovernmental cooperation between state and local partners, as well as community groups, to effectively identify and address potential barriers to affordable housing choice.
- **1-F:** Publish forms, informational material, etc. in both English and Spanish.

Impediment 2: Quality of Rental Housing vs. Affordability - St. Joseph County has a limited supply of rental housing that is decent, safe, and affordable and 41.8% of all households are cost overburdened and spend 30% or more of their monthly income on housing.

Goal: Increase the supply of affordable rental housing through new construction and rehabilitation activities.

Strategies: To meet this goal, the following activities and strategies may be undertaken by the Cities of South Bend and Mishawaka, and St. Joseph County:

- **2-A:** Continue to support and encourage community organizations to rehabilitate rental housing.
- **2-B:** Continue to enforce local codes and ordinances and develop a Rental Registry Program in the City of Mishawaka and St. Joseph County.

- **2-C:** Promote and encourage the public Housing Authorities to offer Section 8 Housing Choice Voucher holders the option to convert to homeownership.
- **2-D:** Continue to fund the Community Homebuyers Corporation's down payment assistance program for qualifying individuals, including tenants that wish to buy homes.
- **2-E:** Continue to fund rental assistance to lower housing costs for the very low income, mentally ill, and homeless.

Impediment 3: Lack of Quality Affordable Homeowner Housing - There is a lack of resources for low- and moderate-income households to purchase a home. Many houses that are available for purchase are in need of substantial rehabilitation work.

Goal: Increase the supply of various types of affordable housing by new construction and rehabilitation activities.

Strategies: To meet this goal, the following activities and strategies may be undertaken by the Cities of South Bend and Mishawaka, and St. Joseph County:

- **3-A:** Support financially, the purchase of starter homes at affordable prices for low- and moderate-income residents throughout St. Joseph County.
- **3-B:** Support and promote the development of affordable infill housing on vacant land.
- **3-C:** Continue to fund the Community Homebuyers Corporation's down payment assistance program for low- and moderate-income homebuyers.
- **3-D:** Support and promote the rehabilitation of homes under the South Bend/UEA Pilot Home Repair Program.
- **3-E:** Provide financial and development incentives to private developers and non-profits to construct and/or rehabilitate affordable housing.
- **3-F:** Encourage and promote the development, construction, and/or rehabilitation of mixed-income housing in areas that are not low-moderate income.

Impediment 4: Continuing Need for Accessible Housing Units - As an older built-up environment, there is a lack of accessible housing units in St. Joseph County. 53.2% of the County's housing units were built over 60 years ago and do not have accessibility features, while 13.7% of the County's population is classified as disabled.

Goal: Increase the number of accessible units for the physically disabled and developmentally delayed through new construction and rehabilitation of existing housing.

Strategies: To meet this goal, the following activities and strategies may be undertaken by the Cities of South Bend and Mishawaka, and St. Joseph County:

- **4-A:** Promote programs to increase the amount of accessible housing through rehabilitation of existing housing stock by homeowners and landlords.

- **4-B:** Encourage the development of new construction of accessible and visitable housing through financial or development incentives.
- **4-C:** Continue to enforce ADA and Fair Housing requirements for landlords to make “reasonable accommodations” for tenants who are disabled.
- **4-D:** Continue to financially support the Fair Housing organizations and legal advocacy groups to assist persons who may be victims of housing discrimination and/or not aware of how to file a housing complaint.
- **4-E:** Continue to promote programs to assist elderly homeowners with accessibility improvements to their properties so they may remain in their own homes.

Impediment 5: Economic Issues Affecting Housing Choice - There is a lack of economic opportunities in the County which prevents low-income households from increasing their income and choosing to live outside areas of concentrated poverty.

Goal: The local economy will provide new job opportunities, which will increase household income, and will promote fair housing choice.

Strategies: To meet this goal, the following activities and strategies may be undertaken by the Cities of South Bend and Mishawaka, and St. Joseph County:

- **5-A:** Strengthen partnerships that enhance local businesses, expand the tax base, and create a more sustainable economy for residents and businesses.
- **5-B:** Support and enhance workforce development and skills training that results in increased job opportunities and a living wage.
- **5-C:** Continue to support programming that enhances entrepreneurship and small business development, expansion, and retention within low- and moderate-income, and minority neighborhoods.
- **5-D:** Continue to promote and encourage economic development with local commercial and industrial firms to expand their operations and increase employment opportunities.

Impediment 6: Impacted Areas of Concentration - There are specific areas throughout the County where the concentration of low-income persons and minorities exceeds 70% of the area’s population.

Goal: Promote the de-concentration of minorities outside the Northwestern and Southeastern sections of the City of South Bend to reduce minority concentration.

Strategies: To meet this goal, the following activities and strategies may be undertaken by the Cities of South Bend and Mishawaka, and St. Joseph County:

- **6-A:** Support, promote, and plan for affordable housing developments outside areas of minority concentration.
- **6-B:** Market and promote housing opportunities for minorities outside areas of minority concentration.

- **6-C:** Provide assistance to minority households to locate their residences outside areas of high minority concentration.

DRAFT

MA-45 Non-Housing Community Development Assets – 91.215 (f)

Introduction

The mission of the City of South Bend's Department of Community Investment is to spur investment to create a stronger South Bend. DCI does this by attracting and retaining growing businesses, planning for vibrant neighborhoods, and connecting residents to economic opportunities. The Neighborhood Development division, through the Department of Community Investment, is the administrator of the Community Development Block Grant Program. The office also provides outreach and technical assistance for a variety of downtown and city-wide community and economic development projects.

Economic Development Market Analysis

Business Activity

Business by Sector	Number of Workers	Number of Jobs	Share of Workers %	Share of Jobs %	Jobs less workers %
Agriculture, Mining, Oil & Gas Extraction	63	10	0	0	0
Arts, Entertainment, Accommodations	4,652	5,031	12	11	-1
Construction	1,222	2,050	3	4	1
Education and Health Care Services	10,946	10,505	27	22	-5
Finance, Insurance, and Real Estate	1,607	1,999	4	4	0
Information	587	1,119	1	2	1
Manufacturing	7,326	7,489	18	16	-2
Other Services	1,312	2,076	3	4	1
Professional, Scientific, Management Services	2,111	4,702	5	10	5
Public Administration	0	0	0	0	0
Retail Trade	4,434	4,149	11	9	-2
Transportation and Warehousing	1,097	1,423	3	3	0
Wholesale Trade	2,000	3,872	5	8	3
Total	37,357	44,425	--	--	--

Table 39 - Business Activity

Data Source: 2011-2015 ACS (Workers), 2015 Longitudinal Employer-Household Dynamics (Jobs)

Labor Force

Total Population in the Civilian Labor Force	48,959
Civilian Employed Population 16 years and over	43,445
Unemployment Rate	11.30
Unemployment Rate for Ages 16-24	29.70
Unemployment Rate for Ages 25-65	7.64

Table 40 - Labor Force

Data Source: 2011-2015 ACS

Occupations by Sector	Number of People
Management, business and financial	7,920
Farming, fisheries and forestry occupations	1,930
Service	5,673
Sales and office	10,555
Construction, extraction, maintenance and repair	2,265
Production, transportation and material moving	2,995

Table 41 – Occupations by Sector

Data Source: 2011-2015 ACS

Travel Time

Travel Time	Number	Percentage
< 30 Minutes	32,985	79%
30-59 Minutes	7,314	18%
60 or More Minutes	1,310	3%
Total	41,609	100%

Table 42 - Travel Time

Data Source: 2011-2015 ACS

Education:

Educational Attainment by Employment Status (Population 16 and Older)

Educational Attainment	In Labor Force		Not in Labor Force
	Civilian Employed	Unemployed	
Less than high school graduate	3,740	865	3,095
High school graduate (includes equivalency)	10,085	1,485	3,778
Some college or Associate's degree	11,260	1,253	3,000

Educational Attainment	In Labor Force		Not in Labor Force
	Civilian Employed	Unemployed	
Bachelor's degree or higher	10,735	295	1,535

Table 43 - Educational Attainment by Employment Status

Data Source: 2011-2015 ACS

Educational Attainment by Age

	Age				
	18–24 yrs	25–34 yrs	35–44 yrs	45–65 yrs	65+ yrs
Less than 9th grade	240	540	720	1,277	1,145
9th to 12th grade, no diploma	1,829	1,419	1,144	2,600	1,630
High school graduate, GED, or alternative	3,259	4,120	3,494	7,730	4,490
Some college, no degree	3,180	3,910	2,840	4,920	2,270
Associate's degree	193	973	1,325	1,549	445
Bachelor's degree	805	3,125	1,540	3,155	1,140
Graduate or professional degree	115	1,520	989	2,233	1,425

Table 44 - Educational Attainment by Age

Data Source: 2011-2015 ACS

Educational Attainment – Median Earnings in the Past 12 Months

Educational Attainment	Median Earnings in the Past 12 Months
Less than high school graduate	103,829
High school graduate (includes equivalency)	125,786
Some college or Associate's degree	153,539
Bachelor's degree	190,966
Graduate or professional degree	244,088

Table 45 – Median Earnings in the Past 12 Months

Data Source: 2011-2015 ACS

Based on the Business Activity table above, what are the major employment sectors within your jurisdiction?

In Table 248, The Education and Health Care Services Sector is the largest single sector in terms of number of employees in the City of South Bend, at 10,946 employees. Following the Education and Health Care Services sector, Manufacturing employs the second-most employees at 7,326. Arts, Entertainment, and Accommodations and Retail trade, both employ more than 4,000 employees each. There are 10,505 jobs in the Education and Health Care Services Sector, which is larger than the share of employees in the sector. This is likely due to the location of University of Notre Dame outside of the city limits of the City of South Bend. The Arts, Entertainment, and Accommodations and Manufacturing

Sectors have nearly all jobs filled. Conversely, 44.9% of jobs in Professional, Scientific, and Management Services, 51.6% of jobs in Wholesale Trade, and 59.6% of jobs in Construction are unfilled, showing openings for workers at both high and low educational levels.

Describe the workforce and infrastructure needs of the business community:

- There is undeveloped land in the area that could potentially be used for tech park development.
- A lack of child care and a lack of adequate public transportation affects those seeking job training and prevents them from pursuing these programs.
- Underemployment is common in the area and it is difficult to target these individuals. There is the potential to assist these workers with partnerships between employers and job trainers.
- There is a need for more diverse suppliers in the region. The City has committed to diversifying its suppliers and hiring more M/WBEs, but challenges to this commitment still exist.
- The public education system in South Bend needs to be improved. Area graduates are at a disadvantage of finding employment due to a lack of job skills.
- South Bend experiences outmigration of educated workers that graduate from Notre Dame.
- There are multiple TIF districts in the City of South Bend. See attached map. These TIF districts provide funds for development within the districts.
- Wraparound services for workers in training are needed.
- Workforce development training is not particularly flexible in terms of timing. This creates difficulties for those that may be working or caring for children during training times.
- Small businesses struggle to find employees more than large businesses. There is a need for recruitment of workers for small businesses.
- Ex-offenders struggle to find employment. There is a need to assist these individuals in overcoming barriers to employment and providing training so they can re-enter the workforce.

Describe any major changes that may have an economic impact, such as planned local or regional public or private sector investments or initiatives that have affected or may affect job and business growth opportunities during the planning period. Describe any needs for workforce development, business support or infrastructure these changes may create.

Undeveloped space is available for tech park development, and numerous sites are located within an Opportunity Zone. The former Studebaker Plant now has tech startups, and a coding school. The City also has entered in a partnership with University of Notre Dame to encourage more tech startups to remain in South Bend and potentially expand to become a larger company. Notre Dame has also created an economic development position to connect the University to the City and encourage employment growth between the City and the University.

The South Shore Railroad Line connects the City of South Bend to the Chicago metropolitan area. This connection has encouraged Chicago-area workers to move to and live in South Bend and South Bend residents to seek employment in Chicago. This has created a potential for transit-oriented development.

How do the skills and education of the current workforce correspond to employment opportunities in the jurisdiction?

The unemployment rate for the City of South Bend is 9.0%, while the unemployment rate is 6.4% for St. Joseph County. Though there are employment opportunities in the area, these may not reach all residents. Unemployment rates are higher for individuals who are younger than the age of 30, and higher for minority residents than they are for white residents. Lower unemployment in the area has been driven by employment training for jobs that feature the potential for upward mobility. As these employees upskill, more positions will open up at the lower end of available jobs.

Some employment sectors require a highly educated workforce. St. Joseph County and the City of South Bend must compete with other areas to recruit these workers. There is a need for recruitment programs and retention of the educated work force that graduates from nearby University of Notre Dame.

Describe any current workforce training initiatives, including those supported by Workforce Investment Boards, community colleges and other organizations. Describe how these efforts will support the jurisdiction's Consolidated Plan.

Multiple organizations exist in South Bend to assist women and minority business firms in the City and County. These programs employ mentoring for entrepreneurs, as well as some encouragement to work in key growth industries, particularly among women. There are also accelerators that have assisted in pivoting women entrepreneurs to high growth industries, such as transportation and logistics.

There is a need for incremental development in the region. There are small business firms that can utilize their mixed-use property. Incremental development would provide benefits for these small business enterprises.

Outreach for workers has taken place at local churches and community resource centers. Placement results from this program has been positive. However, the program is new and retention rates have not been tracked as yet. Effective job training on the part of City Business Development staff has assisted in placing workers in jobs with upward mobility. When these employees are able to upskill and receive promotions, more jobs are opened up. There is the potential for a partnership between the City and workforce development groups that train employees.

There are resources for capital targeted to entrepreneurs that wish to start businesses. The City has a long-running revolving loan fund. However, there entrepreneurs still ask for more access to capital. There is no source of microloans in the area. Local stakeholders have developed a working group for a Community Development Financial Institution that is exploring the distribution of these financial products.

Does your jurisdiction participate in a Comprehensive Economic Development Strategy (CEDS)?

Yes.

If so, what economic development initiatives are you undertaking that may be coordinated with the Consolidated Plan? If not, describe other local/regional plans or initiatives that impact economic growth.

Based on the Michiana Area Council of Government's 2015-2019 CEDS, the St. Joseph County region intends to leverage its world-class education to create community partnerships, promote access and connectivity between communities, and encourage the development and attraction of high-paying employers to the region while promoting green infrastructure and increase public transit in all objectives. To accomplish these objectives, the region will apply for \$42 million from the Regional Cities Initiative, and utilize funding from development tools such as the Economic Development Income Tax (EDIT), the County Option Income Tax (COIT), and Tax Increment Financing. The innovation parks and business incubators in South Bend and neighboring Elkhart are designed to attract and incubate businesses and promote economic growth.

Discussion

There is a need for job training for residents of St. Joseph County and the City of South Bend. Minorities in the City of South Bend are disproportionately unemployed, and there is a need for specific programs to address these disparities. Organizations in the area have worked to address this by working with potential entrepreneurs who are women and people of color. There is also a need to recruit and retain educated workers.

MA-50 Needs and Market Analysis Discussion

Are there areas where households with multiple housing problems are concentrated? (include a definition of "concentration")

Areas with multiple housing problems are concentrated in the block groups that are greater than 51% Low- and Moderate-Income. The following census tracts and block groups have at least 51% of the households with low- and moderate-incomes:

C.T. 002000 B.G. 2	C.T. 002000 B.G. 1	C.T. 000600 B.G. 2	C.T. 001400 B.G. 4	C.T. 011702 B.G. 3	C.T. 000100 B.G. 3
C.T. 011202 B.G. 1	C.T. 002100 B.G. 1	C.T. 011100 B.G. 4	C.T. 003400 B.G. 2	C.T. 000400 B.G. 3	C.T. 001400 B.G. 1
C.T. 000400 B.G. 2	C.T. 001500 B.G. 4	C.T. 000600 B.G. 3	C.T. 001500 B.G. 1	C.T. 003100 B.G. 4	C.T. 002200 B.G. 1
C.T. 001700 B.G. 1	C.T. 003400 B.G. 1	C.T. 002100 B.G. 2	C.T. 003100 B.G. 3	C.T. 003300 B.G. 4	C.T. 003100 B.G. 2
C.T. 000200 B.G. 3	C.T. 003000 B.G. 1	C.T. 002400 B.G. 3	C.T. 001000 B.G. 1	C.T. 002700 B.G. 1	C.T. 000900 B.G. 2
C.T. 000400 B.G. 1	C.T. 001000 B.G. 2	C.T. 002200 B.G. 2	C.T. 000100 B.G. 1	C.T. 002200 B.G. 3	C.T. 011301 B.G. 5
C.T. 003400 B.G. 3	C.T. 001900 B.G. 2	C.T. 002200 B.G. 4	C.T. 002300 B.G. 1	C.T. 002500 B.G. 1	C.T. 011301 B.G. 3
C.T. 002400 B.G. 2	C.T. 000200 B.G. 2	C.T. 001000 B.G. 3	C.T. 000302 B.G. 1	C.T. 000301 B.G. 2	C.T. 003500 B.G. 1
C.T. 002300 B.G. 2	C.T. 002800 B.G. 2	C.T. 001300 B.G. 1	C.T. 003400 B.G. 4	C.T. 000100 B.G. 2	C.T. 001700 B.G. 2
C.T. 003100 B.G. 1	C.T. 002900 B.G. 1	C.T. 003100 B.G. 5	C.T. 002800 B.G. 1	C.T. 003500 B.G. 2	C.T. 001500 B.G. 2
C.T. 000500 B.G. 1	C.T. 003300 B.G. 3	C.T. 000200 B.G. 4	C.T. 011702 B.G. 2	C.T. 011100 B.G. 1	C.T. 000301 B.G. 1
C.T. 002400 B.G. 1	C.T. 000600 B.G. 1	C.T. 003000 B.G. 2	C.T. 011100 B.G. 3	C.T. 000500 B.G. 2	C.T. 002600 B.G. 1
C.T. 001100 B.G. 3	C.T. 003200 B.G. 1	C.T. 001900 B.G. 1	C.T. 002500 B.G. 2	C.T. 011802 B.G. 3	C.T. 000900 B.G. 1

Are there any areas in the jurisdiction where racial or ethnic minorities or low-income families are concentrated? (include a definition of "concentration")

Areas of minority concentration are defined as block groups that have a minority population of 50% or more. Areas of minority concentration in the City of South Bend include:

C.T. 002100 B.G. 1	C.T. 002300 B.G. 2	C.T. 000500 B.G. 2	C.T. 002000 B.G. 2	C.T. 001900 B.G. 2	C.T. 002100 B.G. 2
C.T. 002300 B.G. 1	C.T. 003400 B.G. 2	C.T. 002000 B.G. 1	C.T. 000500 B.G. 1	C.T. 000400 B.G. 3	C.T. 002900 B.G. 1
C.T. 000600 B.G. 1	C.T. 000100 B.G. 1	C.T. 001500 B.G. 2	C.T. 000600 B.G. 2	C.T. 000400 B.G. 2	C.T. 001000 B.G. 1
C.T. 002500 B.G. 2	C.T. 001000 B.G. 2	C.T. 000302 B.G. 1	C.T. 003100 B.G. 3	C.T. 000200 B.G. 2	C.T. 002400 B.G. 2
C.T. 002400 B.G. 3	C.T. 002600 B.G. 1	C.T. 002200 B.G. 4	C.T. 002400 B.G. 1	C.T. 003400 B.G. 1	

What are the characteristics of the market in these areas/neighborhoods?

There are a variety of neighborhoods that are Low- and Moderate-Income in the City of South Bend, and a variety of neighborhoods that are areas of minority concentration. The portion of the City northwest of Downtown South Bend is an area with a high population of renters. Directly to the west of Downtown South Bend, houses equal parts renter- and homeowner-occupied. The Southeastern portion of the City is largely homeowner-occupied, with houses that have lower values and would ideally serve as starter homes or homes for downsizing retirees. However, some of these neighborhoods are food deserts, which further discourages investment in the neighborhoods and negatively affects the health of residents.

Are there any community assets in these areas/neighborhoods?

The City of South Bend has worked to cultivate active and action-oriented neighborhood associations in each of the City neighborhoods. These neighborhood associations work to promote the needs of their neighborhood, whether those needs are increased park cleanup or public safety. Neighborhood associations that have attained CDC status are capable of constructing or rehabbing housing to further serve the needs of residents.

Are there other strategic opportunities in any of these areas?

These areas have a large share of renters as opposed to homeowners. The City is creating a rental registry that has the potential to stabilize the housing in the area. Many of the houses in these areas are relatively inexpensive and can provide a starter home for residents. A homeowner rehabilitation program coupled with a starter home financing program have the potential to create homeowners from longtime renters and further neighborhood stabilization.

Strategic Plan

SP-05 Overview

Strategic Plan Overview

This is the City of South Bend's and the St. Joseph County Housing Consortium's First Year of funding under their new Five Year Consolidated Plan for FY 2020-2024. The "Vision" of the Five Year Consolidated Plan is to serve as a consolidated planning document, an application, and a strategic plan for the St. Joseph County Housing Consortium and the City of South Bend. As part of the Five Year Consolidated Plan, the community has developed goals and objectives. The following strategies with subsequent goals and priorities have been identified for the St. Joseph County Housing Consortium and the City of South Bend for the period of FY 2020 through FY 2024 for the use of the Community Development Block Grant (CDBG) Program, the HOME Investment Partnership (HOME) Program, and the Emergency Solutions Grant (ESG) Program:

HOUSING STRATEGY - HSS

Goal:

Improve, preserve, and expand the supply of affordable housing for low- and moderate-income persons and families in the cities of South Bend and Mishawaka, and the unincorporated areas of St. Joseph County.

Objectives:

- **HSS-1 Homeownership Assistance** - Promote and assist in developing homeownership opportunities for low- and moderate-income persons & families.
- **HSS-2 Housing Construction** - Promote and assist in the development of new affordable housing, both rental and sales housing.
- **HSS-3 Housing Rehabilitation** - Promote and assist in the preservation of existing owner and renter occupied housing stock in St. Joseph County.
- **HSS-4 Fair Housing** - Affirmatively further fair housing by promoting fair housing choice throughout St. Joseph County.
- **HSS-5 Lead-Based Paint** - Promote and assist in addressing lead-based paint in owner and renter occupied housing stock in St. Joseph County.
- **HSS-6 Housing Education** - Promote and assist in educating homeowners, tenants, and new homebuyers in best practices for purchase and upkeep, affordable housing rentals, and foreclosure and eviction prevention.
- **HSS-7 Rental Assistance** - Provide funds for tenant based rental assistance to make housing affordable to low- and moderate-income persons and families.

The City of South Bend, in addition to the overall Housing Strategies of the St. Joseph County Housing Consortium, proposes the following additional strategies for its Community Development Block Grant (CDBG) Program and Emergency Solutions Grant (ESG) Program:

HOMELESS STRATEGY - HOM

Goal:

Improve the living conditions and services for homeless persons and families in the City of South Bend.

Objectives:

- **HOM-1 Housing** - Promote and assist in developing housing opportunities for homeless persons and families, and those who are at-risk of becoming homeless.
- **HOM-2 Operations/Support** - Promote and assist in program support services for the homeless.
- **HOM-3 Homeless Prevention** - Promote and assist in anti-eviction and prevention of unfair housing practices which may contribute to homelessness.
- **HOM-4 Permanent Supportive Housing** - Promote and assist in the development and supportive service provisions of permanent supportive housing options.
- **HOM-5 Shelter Housing** - Support and assist in the development and operations of shelters for persons who are homeless or victims of domestic violence.

SPECIAL NEEDS STRATEGY - SNS

Goal:

Improve, preserve, and expand facilities for persons with special needs and the disabled in the City of South Bend.

Objectives:

- **SNS-1 Housing** - Promote and assist to increase the supply of affordable, decent, safe, sound, and accessible housing for the elderly, persons with disabilities, and persons with other special needs through rehabilitation of existing housing and new construction of accessible housing.
- **SNS-2 Social Services** - Promote and assist in supporting social service programs and facilities for the elderly, persons with disabilities, and persons with other special needs.
- **SNS-3 Accessibility** - Promote and assist in making accessibility improvements to owner occupied housing through rehabilitation and improve renter occupied housing by promoting reasonable accommodations for the physically disabled.

HOUSING STRATEGY - HSS

Goal:

Improve, preserve, and expand the supply of affordable housing for low- and moderate-income persons and families in the City of South Bend.

Objectives:

- **HSS-1 Homeownership Assistance** - Promote and assist in developing homeownership opportunities for low- and moderate-income persons & families.
- **HSS-2 Housing Construction** - Promote and assist in the development of new affordable housing, both rental and sales housing.
- **HSS-3 Housing Rehabilitation** - Promote and assist in the preservation of existing owner and renter occupied housing stock in the City of South Bend.
- **HSS-4 Fair Housing** - Affirmatively further fair housing by promoting fair housing choice throughout the City of South Bend.
- **HSS-5 Lead-Based Paint** - Promote and assist in addressing lead-based paint in owner and renter occupied housing stock in the City of South Bend.
- **HSS-6 Housing Education** - Promote and assist in educating homeowners, tenants, and new homebuyers in best practices for purchase and upkeep, affordable housing rentals, and foreclosure and eviction prevention.
- **HSS-7 Rental Assistance** - Provide funds for tenant based rental assistance to make housing affordable to low- and moderate-income persons and families.

COMMUNITY DEVELOPMENT STRATEGY - CDS**Goal:**

Improve, preserve, and create new public and community facilities, infrastructure, and public services to ensure the quality of life for all residents of the City of South Bend.

Objectives:

- **CDS-1 Infrastructure** - Improve the City's infrastructure through rehabilitation, reconstruction, and new construction of streets, walks, curbs, ADA ramps, retaining walls, sewer, linear lines, water, flood control, storm water management and separation, bridges, bike trails, green infrastructure, etc.
- **CDS-2 Community Facilities** - Improve the City's parks, recreational centers, and public and community facilities through rehabilitation and new construction.
- **CDS-3 Public Services** - Improve and increase public service programs for the youth, the elderly, disabled, and target income population, including feeding programs and social/welfare programs throughout the City.

- **CDS-4 Public Transit** - Promote the development of additional bus routes and improve public transportation for low- and moderate-income persons.
- **CDS-5 Clearance** - Remove and eliminate slum and blighting conditions through demolition of vacant and abandoned structures throughout the City.
- **CDS-6 Architectural Barriers** - Remove architectural barriers and make public and community facilities accessible.
- **CDS-7 Public Safety** - Improve public safety through upgrades to facilities, purchase of new equipment, crime prevention, community policing, and ability to respond to emergency situations.
- **CDS-8 Revitalization** - Promote and assist in the stabilization of residential neighborhoods by removing slums and blight, assembling sites for new housing, rehabilitation of existing housing, and code enforcement.
- **CDS-9 Neighborhood Organizations** - Improve capacity and encourage grassroots organizing and neighborhood development by neighborhood residents.

ECONOMIC DEVELOPMENT STRATEGY - EDS

Goal:

Increase and promote job creation, job retention, self-sufficiency, education, job training, technical assistance, and economic empowerment of low- and moderate-income residents of the City of South Bend.

Objectives:

- **EDS-1 Employment** - Support and encourage new job creation, job retention, employment, and job training services.
- **EDS-2 Financial Assistance** - Support business and commercial growth through expansion and new development with technical assistance and low interest loan programs.
- **EDS-3 Development Program** - Plan and promote the development and reuse of vacant commercial and industrial sites, and facilities.
- **EDS-4 Financial Incentives** - Support and encourage new economic development through local, state and Federal tax incentives and programs.

ADMINISTRATION, PLANNING, AND MANAGEMENT STRATEGY - APM

Goal:

Provide sound and professional planning, administration, oversight and management of federally funded programs.

Objectives:

-
- **APM-1 Management** - Continue to provide sound and professional planning, program management and oversight for the successful administration of federally funded programs.
 - **APM-2 Planning** - Continue to develop and plan for special studies, environmental clearance, fair housing, and compliance with all Federal, state, and local laws and regulations.

DRAFT

SP-10 Geographic Priorities – 91.215 (a)(1)**Geographic Area**

1	Area Name:	Low- and Moderate-Income Areas
	Area Type:	Local Target area
	Other Target Area Description:	Low- and Moderate-Income Areas
	HUD Approval Date:	
	% of Low/ Mod:	
	Revital Type:	Comprehensive
	Other Revital Description:	
	Identify the neighborhood boundaries for this target area.	Census Tracts and Block Groups in the City of South Bend that have a Low- and Moderate-Income population above 51%.
	Include specific housing and commercial characteristics of this target area.	Housing in these areas is older and requires rehabilitation, both for renters and homeowners. Some houses are inexpensive enough to be attractive to first-time homebuyers, though these houses may also require rehabilitation assistance.
	How did your consultation and citizen participation process help you to identify this neighborhood as a target area?	Residents of the City of South Bend identified these areas as areas in need of housing rehabilitation.
	Identify the needs in this target area.	There is a need for housing rehabilitation. Many of the houses are in poor condition, and some are highly inefficient and require extensive upgrades of the core systems. Other houses present attractive first-time homebuyer opportunities, and require some rehabilitation upon purchase.
	What are the opportunities for improvement in this target area?	The housing stock requires rehabilitation. Although houses in the area are older, they are often economically feasible to rehabilitate.
	Are there barriers to improvement in this target area?	Funding is limited for improvements in these areas and the City must decide where to prioritize the use of its funding.

Table 463 - Geographic Priority Areas

General Allocation Priorities

Describe the basis for allocating investments geographically within the jurisdiction (or within the EMSA for HOPWA)

The City of South Bend has allocated its CDBG funds for FY 2020 to principally benefit low- and moderate-income persons.

- The housing activities are either located in a low- and moderate-income census tract/block group or have a low- and moderate-income service area benefit or a clientele with over 51% low- and moderate-income.
- The public facilities activities are either located in a low- and moderate-income C.T./B.G. area, have a low- and moderate-income service area benefit, or limited clientele who are presumed to be low- and moderate-income.

The proposed activities and projects for FY 2020 are located in areas of the City with the highest percentages of low- and moderate-income persons, and those block groups with a higher than average percentage of minority persons. The following census tracts and block groups have at least 51% of the households with low- and moderate-incomes:

C.T. 002000 B.G. 2	C.T. 002000 B.G. 1	C.T. 000600 B.G. 2	C.T. 001400 B.G. 4	C.T. 011702 B.G. 3	C.T. 000100 B.G. 3
C.T. 011202 B.G. 1	C.T. 002100 B.G. 1	C.T. 011100 B.G. 4	C.T. 003400 B.G. 2	C.T. 000400 B.G. 3	C.T. 001400 B.G. 1
C.T. 000400 B.G. 2	C.T. 001500 B.G. 4	C.T. 000600 B.G. 3	C.T. 001500 B.G. 1	C.T. 003100 B.G. 4	C.T. 002200 B.G. 1
C.T. 001700 B.G. 1	C.T. 003400 B.G. 1	C.T. 002100 B.G. 2	C.T. 003100 B.G. 3	C.T. 003300 B.G. 4	C.T. 003100 B.G. 2
C.T. 000200 B.G. 3	C.T. 003000 B.G. 1	C.T. 002400 B.G. 3	C.T. 001000 B.G. 1	C.T. 002700 B.G. 1	C.T. 000900 B.G. 2
C.T. 000400 B.G. 1	C.T. 001000 B.G. 2	C.T. 002200 B.G. 2	C.T. 000100 B.G. 1	C.T. 002200 B.G. 3	C.T. 011301 B.G. 5
C.T. 003400 B.G. 3	C.T. 001900 B.G. 2	C.T. 002200 B.G. 4	C.T. 002300 B.G. 1	C.T. 002500 B.G. 1	C.T. 011301 B.G. 3
C.T. 002400 B.G. 2	C.T. 000200 B.G. 2	C.T. 001000 B.G. 3	C.T. 000302 B.G. 1	C.T. 000301 B.G. 2	C.T. 003500 B.G. 1
C.T. 002300 B.G. 2	C.T. 002800 B.G. 2	C.T. 001300 B.G. 1	C.T. 003400 B.G. 4	C.T. 000100 B.G. 2	C.T. 001700 B.G. 2
C.T. 003100 B.G. 1	C.T. 002900 B.G. 1	C.T. 003100 B.G. 5	C.T. 002800 B.G. 1	C.T. 003500 B.G. 2	C.T. 001500 B.G. 2

C.T. 000500 B.G. 1	C.T. 003300 B.G. 3	C.T. 000200 B.G. 4	C.T. 011702 B.G. 2	C.T. 011100 B.G. 1	C.T. 000301 B.G. 1
C.T. 002400 B.G. 1	C.T. 000600 B.G. 1	C.T. 003000 B.G. 2	C.T. 011100 B.G. 3	C.T. 000500 B.G. 2	C.T. 002600 B.G. 1
C.T. 001100 B.G. 3	C.T. 003200 B.G. 1	C.T. 001900 B.G. 1	C.T. 002500 B.G. 2	C.T. 011802 B.G. 3	C.T. 000900 B.G. 1

DRAFT

SP-25 Priority Needs - 91.215(a)(2)**Priority Needs****Table 47 – Priority Needs Summary**

1	Priority Need Name	Housing Priority
	Priority Level	High
	Population	Extremely Low Low Moderate Large Families Families with Children Elderly Public Housing Residents Rural Chronic Homelessness Individuals Families with Children Mentally Ill Chronic Substance Abuse veterans Persons with HIV/AIDS Victims of Domestic Violence Unaccompanied Youth Elderly Frail Elderly Persons with Mental Disabilities Persons with Physical Disabilities Persons with Developmental Disabilities Persons with Alcohol or Other Addictions Persons with HIV/AIDS and their Families Victims of Domestic Violence Non-housing Community Development
	Geographic Areas Affected	Low- and Moderate-Income Areas

	Associated Goals	HSS-1 Homeownership Assistance HSS-2 Housing Construction HSS-3 Housing Rehabilitation HSS-4 Fair Housing HSS-5 Lead-Based Paint HSS-6 Housing Education HSS-7 Rental Assistance
	Description	Improve, preserve, and expand the supply of affordable housing for low- and moderate-income persons and families in the cities of South Bend and Mishawaka, and the unincorporated areas of St. Joseph County.
	Basis for Relative Priority	There is a need for affordable, accessible, decent housing in the cities of South Bend and Mishawaka and the unincorporated areas of St. Joseph County. There is a need to increase the quality of the housing stock in both cities and the County for renters, homeowners, and homebuyers.
2	Priority Need Name	Homeless Priority
	Priority Level	High
	Population	Extremely Low Low Moderate Large Families Families with Children Elderly Rural Chronic Homelessness Individuals Families with Children Mentally Ill Chronic Substance Abuse veterans Persons with HIV/AIDS Victims of Domestic Violence Unaccompanied Youth
	Geographic Areas Affected	Low- and Moderate-Income Areas

	Associated Goals	HOM-1 Housing HOM-2 Operations/Support HOM-3 Homeless Prevention HOM-4 Permanent Supportive Housing HOM-5 Shelter Housing
	Description	Improve the living conditions and services for homeless persons and families in the City of South Bend.
	Basis for Relative Priority	There is a need to assist the homeless by providing housing, counseling, and other services in the City of South Bend.
3	Priority Need Name	Other Special Needs Priority
	Priority Level	Low
	Population	Extremely Low Low Moderate Large Families Families with Children Elderly Chronic Homelessness Individuals Families with Children Mentally Ill Chronic Substance Abuse veterans Persons with HIV/AIDS Victims of Domestic Violence Unaccompanied Youth
	Geographic Areas Affected	Low- and Moderate-Income Areas
	Associated Goals	SNS-1 Housing SNS-2 Social Services SNS-3 Accessibility
	Description	Improve, preserve, and expand facilities for persons with special needs and the disabled in the City of South Bend.
	Basis for Relative Priority	There is a need to assist persons with special needs by expanding facilities and services for individuals with disabilities, the elderly, and other persons who have special needs.

4	Priority Need Name	Community Development Priority
	Priority Level	High
	Population	Extremely Low Low Moderate Middle Large Families Families with Children Elderly Public Housing Residents Chronic Homelessness Individuals Families with Children Mentally Ill Chronic Substance Abuse veterans Persons with HIV/AIDS Victims of Domestic Violence Unaccompanied Youth Elderly Frail Elderly Persons with Mental Disabilities Persons with Physical Disabilities Persons with Developmental Disabilities Persons with Alcohol or Other Addictions Persons with HIV/AIDS and their Families Victims of Domestic Violence Non-housing Community Development
	Geographic Areas Affected	Low- and Moderate-Income Areas
	Associated Goals	CDS-1 Infrastructure CDS-2 Community Facilities CDS-3 Public Services CDS-4 Public Transit CDS-5 Clearance CDS-6 Architectural Barriers CDS-7 Public Safety CDS-8 Revitalization CDS-9 Neighborhood Organizations

	Description	Improve, preserve, and create new public and community facilities, infrastructure, and public services to ensure the quality of life for all residents of the City of South Bend.
	Basis for Relative Priority	There is a need to improve public and community facilities, infrastructure, public transit, public services, public safety, and the quality of life in the City of South Bend.
5	Priority Need Name	Economic Development Priority
	Priority Level	High
	Population	Extremely Low Low Moderate Large Families Families with Children Elderly Public Housing Residents Chronic Homelessness Individuals Families with Children Mentally Ill Chronic Substance Abuse veterans Persons with HIV/AIDS Victims of Domestic Violence Unaccompanied Youth Non-housing Community Development
	Geographic Areas Affected	Greater Five Points Low- and Moderate-Income Areas
	Associated Goals	EDS-1 Employment EDS-2 Financial Assistance EDS-3 Development Program EDS-4 Financial Incentives
	Description	Increase and promote job creation, job retention, self-sufficiency, education, job training, technical assistance, and economic empowerment of low- and moderate-income residents of the City of South Bend.
	Basis for Relative Priority	There is a need to increase employment, self-sufficiency, education, job training, technical assistance, and economic empowerment of the residents of the City of South Bend.

6	Priority Need Name	Administration, Planning, and Management Priority
	Priority Level	High
	Population	Extremely Low Low Moderate Middle Large Families Families with Children Elderly Public Housing Residents Chronic Homelessness Individuals Families with Children Mentally Ill Chronic Substance Abuse veterans Persons with HIV/AIDS Victims of Domestic Violence Unaccompanied Youth Elderly Frail Elderly Persons with Mental Disabilities Persons with Physical Disabilities Persons with Developmental Disabilities Persons with Alcohol or Other Addictions Persons with HIV/AIDS and their Families Victims of Domestic Violence Non-housing Community Development
	Geographic Areas Affected	Low- and Moderate-Income Areas
	Associated Goals	APM-1 Management APM-2 Planning
	Description	Provide sound and professional planning, administration, oversight and management of federally funded programs.
	Basis for Relative Priority	There is a continuing need for planning, administration, management, and oversight of federally funded programs.

Narrative (Optional)

The priority ranking of needs for housing; homelessness; other special needs; community development; economic development; and administration, planning, and management are as follows:

- **High Priority** - Activities are assigned a high priority if the City expects to fund them during the Five Year Consolidated Plan period.
- **Low Priority** - Activities are assigned a low priority if the activity may not be funded by the City during the Five Year Consolidated Plan period. The City may support applications for other funding if those activities are consistent with the needs identified in the Five Year Consolidated Plan.

DRAFT

SP-30 Influence of Market Conditions – 91.215 (b)**Influence of Market Conditions**

Affordable Housing Type	Market Characteristics that will influence the use of funds available for housing type
Tenant Based Rental Assistance (TBRA)	The St. Joseph County Housing Consortium provides Tenant Based Rental Assistance to residents that could potentially face evictions. The eviction rate in the City of South Bend remains high. TBRA keeps tenants in their homes and promotes stability within neighborhoods.
TBRA for Non-Homeless Special Needs	The St. Joseph County Housing Consortium provides Tenant Based Rental Assistance to residents that could potentially face evictions. The eviction rate in the City of South Bend remains high. TBRA keeps tenants in their homes and promotes stability within neighborhoods.
New Unit Production	There is a need for infill housing in St. Joseph County, particularly on the vacant lots throughout the City of South Bend. The City needs affordable, accessible, decent, safe, and sanitary housing.
Rehabilitation	There is a demand in St. Joseph County to provide rehabilitation assistance. The County and the Cities of South Bend and Mishawaka need affordable, accessible, decent, safe, and sanitary housing that could be accomplished through rehabilitation.
Acquisition, including preservation	The St. Joseph County Housing Consortium has no need for acquisition. The City of South Bend has previously acquired vacant lots and is in the process of determining re-uses for the lots.

Table 48 – Influence of Market Conditions

SP-35 Anticipated Resources - 91.215(a)(4), 91.220(c)(1,2)

Introduction

The St. Joseph County Housing Consortium anticipates receiving \$1,117,488 in HOME funds in PY 2020. The City of South Bend anticipates receiving \$3,006,626 in CDBG funds and \$218,253 in ESG funds in PY 2020. The program year is from January 1, 2020 through December 31, 2020. These funds will be used to address the following priority needs:

- Housing
- Public Services
- Public Facilities
- Emergency Shelter Operations
- Rapid Rehousing
- Economic Development
- Administration, Planning, and Management

The accomplishments of these projects/activities will be reported in the FY 2020 Consolidated Annual Performance and Evaluation Report (CAPER).

Anticipated Resources

Program	Source of Funds	Uses of Funds	Expected Amount Available Year 1				Expected Amount Available Reminder of Con Plan \$	Narrative Description
			Annual Allocation: \$	Program Income: \$	Prior Year Resources: \$	Total: \$		

DRAFT

CDBG	public - federal	Acquisition Admin and Planning Economic Development Housing Public Improvements Public Services	\$3,006,626.00	\$2,000.00	\$0.00	\$3,008,626.00	\$12,026,504.00	All activities receiving South Bend's CDBG funding generally target specific and complementary geographies and activities. In 2020 South Bend will continue targeting the Near Northwest, Near West Side, and Southeast Neighborhoods through partnerships with three CDCs. These areas show relatively low incomes and high concentrations of poverty, high rates of residential vacancy and abandonment, and a high incidence of sub-prime loans. The target areas were also selected for review in the City's 2017 Analysis of Residential Market Potential. These are neighborhoods that are seeing increased redevelopment activity and have greater market potential. Programs that assist existing owner-occupants with repairs and promote homeownership for first time homebuyers will target the LaSalle Park and Kennedy Park neighborhoods on the West Side of South Bend.
------	------------------------	--	----------------	------------	--------	----------------	-----------------	--

HOME	public - federal	Acquisition Homebuyer assistance Homeowner rehab Multifamily rental new construction Multifamily rental rehab New construction for ownership TBRA	\$1,117,488.00	\$0.00	\$0.00	\$1,117,488.00	\$4,469,962.00	2020 HOME funding will support housing programs such as acquisition/rehabilitation/resale, new home construction, homeownership assistance, and tenant-based rental assistance throughout St. Joseph County. The HOME program will exceed the 25% match requirements through private funding, project sponsors and banked match.
------	------------------------	--	----------------	--------	--------	----------------	----------------	--

ESG	public - federal	Conversion and rehab for transitional housing Financial Assistance Overnight shelter Rapid re- housing (rental assistance) Rental Assistance Services Transitional housing	\$218,253.00	\$0.00	\$0.00	\$218,253.00	\$873,012.00	Based on agreement with the St. Joseph County Regional Planning Council, 2020 ESG funding will be allocated as follows: up to 7.5% for program administration; no less than 32.5% for rapid re-housing; and, no more than 60% of funds will be spent on operations and essential services and for emergency shelters.
-----	------------------------	--	--------------	--------	--------	--------------	--------------	---

Table 49 - Expected Resources – Priority Table

Explain how federal funds will leverage those additional resources (private, state and local funds), including a description of how matching requirements will be satisfied

In addition to the entitlement funds, the St. Joseph County Housing Consortium and the City of South Bend anticipates the following Federal resources may be available to local non-profit organizations to undertake the housing strategies identified in the Five Year Consolidated Plan.

- Supportive Housing Program
- Low-Income Housing Tax Credit Program (LIHTC)
- Section 8 Rental Assistance Program
- Public Housing Capital Fund Program

Private and non-Federal resources that may be available to the St. Joseph County Housing Consortium and the City of South Bend in FY 2020 to address needs identified in the FY 2020-2024 Five Year Consolidated Plan are listed below.

- **Private Banks & Credit Unions** – The City partnership with local banks and credit unions to operate the Community Homebuyers Corporation. This program leverages private equity to assist low- and moderate-income individuals to purchase houses in which they may not be able to obtain a traditional mortgage.
- **Indiana Housing & Community Development Authority** – The IHCA runs programs that assist individuals with first time homeownership and other housing purchases by providing funding for Veterans, rent-to-own, mortgage credits, and homebuyer subsidies.
- **Department of Health & Human Services** – Through the Family & Youth Service Bureau, the City of South Bend has leveraged funds through the Runaway and Homeless Youth Program to support street outreach, emergency shelters, longer-term transitional living, and maternity group home programs to serve and protect young people.
- **Federal Home Loan Bank Affordable Housing Program (AHP)** – Congress has mandated that ten (10%) of the Federal Home Loan Bank's (FHLB) profits be allocated to provide affordable housing. The FHLB encourages its members to work with public agencies and non-profit housing development organizations in creating highly leveraged affordable housing initiatives. Both sales and rental housing are eligible. Two (2) member banks of the Community Homebuyers Corporation are also member banks of the Federal Home Loan Bank.

If appropriate, describe publically owned land or property located within the jurisdiction that may be used to address the needs identified in the plan

Vacant City-owned lots targeted for infill housing in CDBG get areas, as well as low-moderate income neighborhoods throughout the City.

SP-40 Institutional Delivery Structure – 91.215(k)

Explain the institutional structure through which the jurisdiction will carry out its consolidated plan including private industry, non-profit organizations, and public institutions.

Responsible Entity	Responsible Entity Type	Role	Geographic Area Served
The City of South Bend	Government	Planning	Jurisdiction
Housing Authority of South Bend	PHA	LIHTC Public Housing Rental	Jurisdiction
Indiana Balance of State CoC	Continuum of Care	Homelessness Non-homeless special needs Planning public services Rental	Region

Table 50 - Institutional Delivery Structure

Assess of Strengths and Gaps in the Institutional Delivery System

Persons with HIV/AIDS and their families comprise a small percentage of the County's overall population. In 2018, it was estimated the 613 people were living with HIV/AIDS in St. Joseph County. Black and Hispanic or Latino residents of Indiana are more likely to be living with HIV/AIDS, and the prevalence of HIV/AIDS is much more common among males than females. There were 6 individuals with HIV/AIDS that were homeless according to the 2019 Point In Time Count.

AIDS Ministries/AIDS Assist (AMAA) works with local individuals with HIV/AIDS to provide care coordination and housing. AMAA receives ESG funding for Rapid Rehousing and emergency support services, and also provides Transitional Supportive Housing, state-based HOPWA housing, and permanent supportive housing. (AMAA) also conducts outreach.

The Center for the Homeless coordinates activities to assist homeless individuals and families in St. Joseph County and the City of South Bend. In addition to emergency and transitional shelters and permanent supportive housing, the Center for the Homeless provides adult self-sufficiency training, children's support and developmental services, and mental health counseling to homeless persons in the area. They also partner with the Notre Dame Legal Clinic for legal representation for the homeless, though the Legal Clinic's resources are limited.

Homelessness Prevention Services	Available in the Community	Targeted to Homeless	Targeted to People with HIV
Homelessness Prevention Services			
Counseling/Advocacy	X		
Legal Assistance	X	X	
Mortgage Assistance	X		
Rental Assistance	X	X	
Utilities Assistance	X		
Street Outreach Services			
Law Enforcement			
Mobile Clinics	X		
Other Street Outreach Services	X	X	
Supportive Services			
Alcohol & Drug Abuse	X	X	
Child Care	X	X	
Education	X	X	
Employment and Employment Training	X	X	
Healthcare	X		
HIV/AIDS	X	X	X
Life Skills	X	X	
Mental Health Counseling	X	X	
Transportation	X		

Table 51 - Homeless Prevention Services Summary

Describe the extent to which services targeted to homeless person and persons with HIV and mainstream services, such as health, mental health and employment services are made available to and used by homeless persons (particularly chronically homeless individuals and families, families with children, veterans and their families and unaccompanied youth) and persons with HIV within the jurisdiction:

The following services are targeted to the homeless:

The Center for the Homeless assists in coordinating homeless individuals and families, and veterans, with services for adult self-sufficiency, children's support, and developmental services, and mental health care. The Center for the Homeless has a Veteran's Annex to assist this population. Life Treatment Centers assists in accommodating homeless Veterans, offering 24 beds.

AIDS Ministries/AIDS ASSIST has programs for education, which includes awareness and prevention of HIV/AIDS, testing, and the distribution of the PrEP pill to reduce the risk of HIV/AIDS in at-risk individuals. All programs are available to homeless individuals, and AMAA receives funding for housing for homeless individuals or individuals at-risk of homelessness.

Youth Service Bureau provides a variety of housing and outreach programs for area youth that are homeless or at-risk of homeless. These programs include street outreach, a drop-in center for intake, a young mothers' program, and youth development services.

Oaklawn Psychiatric Center provides services for adults and children with mental health needs. Oaklawn conducts outreach for its targeted populations and has participated in the development of Coordinated Entry for St. Joseph County.

Describe the strengths and gaps of the service delivery system for special needs population and persons experiencing homelessness, including, but not limited to, the services listed above

Across all special needs populations and the homeless population, there is a need for permanent supportive housing in the region. Currently, services for these populations are not based in housing, but are located within the same Southeast Neighborhood and within walking distance of transitional and emergency shelters. Wraparound services tied to permanent supportive housing are ideal solutions as well.

According to the HMIS Coordinator for Region 2.a. of the Indiana Balance of State CoC, care for persons who recently became homeless in the area focuses on Rapid Rehousing solutions. Due to the high eviction rates in the City of South Bend, prevention may be more effective than Rapid Rehousing. There are additional barriers to placing households with evictions on their records into Rapid Rehousing. Eviction prevention programs can avoid these barriers. Individuals and families that have been evicted typically do not seek out services for the homeless immediately following eviction, but rely on personal connections first. There is a need to communicate that these services are targeted to this population.

Provide a summary of the strategy for overcoming gaps in the institutional structure and service delivery system for carrying out a strategy to address priority needs

The most effective way to overcome the gaps will be through the centralization of services, shelters, and housing. The proposed "Gateway Center" has the potential to act as a site for intake and placement in supportive services and the best possible housing for the individual or family. The shelter can function correctly if it is near the relevant supportive services, or if it is on a bus line to the services and provides funding for the transportation of these individuals and families.

SP-45 Goals Summary – 91.215(a)(4)**Goals Summary Information**

Sort Order	Goal Name	Start Year	End Year	Category	Geographic Area	Needs Addressed
1	HSS-1 Homeownership Assistance	2020	2024	Affordable Housing	Low- and Moderate-Income Areas	Housing Priority
2	HSS-2 Housing Construction	2020	2024	Affordable Housing	Low- and Moderate-Income Areas	Housing Priority
3	HSS-3 Housing Rehabilitation	2020	2024	Affordable Housing	Low- and Moderate-Income Areas	Housing Priority
4	HSS-4 Fair Housing	2020	2024	Affordable Housing	Low- and Moderate-Income Areas	Housing Priority
5	HSS-5 Lead-Based Paint	2020	2024	Affordable Housing	Low- and Moderate-Income Areas	Housing Priority
6	HSS-6 Housing Education	2020	2024	Affordable Housing	Low- and Moderate-Income Areas	Housing Priority
7	HSS-7 Rental Assistance	2020	2024	Affordable housing	Low- and Moderate-Income Areas	Housing Priority
8	HOM-1 Housing	2020	2024	Homeless	Low- and Moderate-Income Areas	Homeless Priority

Sort Order	Goal Name	Start Year	End Year	Category	Geographic Area	Needs Addressed
9	HOM-2 Operation/Support	2020	2024	Homeless	Low- and Moderate-Income Areas	Homeless Priority
10	HOM-3 Homeless Prevention	2020	2024	Homeless	Low- and Moderate-Income Areas	Homeless Priority
11	HOM-4 Permanent Supportive Housing	2020	2024	Homeless	Low- and Moderate-Income Areas	Homeless Priority
12	HOM-5 Shelter Housing	2020	2024	Homeless	Low- and Moderate-Income Areas	Homeless Priority
13	SNS-1 Housing	2020	2024	Other Special Needs	Low- and Moderate-Income Areas	Other Special Needs Priority
14	SNS-2 Social Services	2020	2024	Other Special Needs	Low- and Moderate-Income Areas	Other Special Needs Priority
15	SNS-3 Accessibility	2020	2024	Other Special Needs	Low- and Moderate-Income Areas	Other Special Needs Priority
16	CDS-1 Infrastructure	2020	2024	Non-Housing Community Development	Low- and Moderate-Income Areas	Community Development Priority
17	CDS-2 Community Facilities	2020	2024	Non-Housing Community Development	Low- and Moderate-Income Areas	Community Development Priority

Sort Order	Goal Name	Start Year	End Year	Category	Geographic Area	Needs Addressed
18	CDS-3 Public Services	2020	2024	Non-Housing Community Development	Low- and Moderate-Income Areas	Community Development Priority
19	CDS-4 Public Transit	2020	2024	Non-Housing Community Development	Low- and Moderate-Income Areas	Community Development Priority
20	CDS-5 Clearance	2020	2024	Non-Housing Community Development	Low- and Moderate-Income Areas	Community Development Priority
21	CDS-6 Architectural Barriers	2020	2024	Non-Housing Community Development	Low- and Moderate-Income Areas	Community Development Priority
22	CDS-7 Public Safety	2020	2024	Non-Housing Community Development	Low- and Moderate-Income Areas	Community Development Priority
23	CDS-8 Revitalizations	2020	2024	Non-Housing Community Development	Low- and Moderate-Income Areas	Community Development Priority
24	CDS-9 Neighborhood Originations	2020	2024	Non-Housing Community Development	Low- and Moderate-Income Areas	Community Development Priority
25	EDS-1 Employment	2020	2024	Non-Housing Community Development	Low- and Moderate-Income Areas	Economic Development Priority
26	EDS-2 Financial Assistance	2020	2024	Non-Housing Community Development	Low- and Moderate-Income Areas	Economic Development Priority

Sort Order	Goal Name	Start Year	End Year	Category	Geographic Area	Needs Addressed
27	EDS-3 Development Program	2020	2024	Non-Housing Community Development	Low- and Moderate-Income Areas	Economic Development Priority
28	EDS-4 Financial Incentives	2020	2024	Non-Housing Community Development	Low- and Moderate-Income Areas	Economic Development Priority
29	APM-1 Management	2020	2024	Administration	Low- and Moderate-Income Areas	Administration, Planning, and Management Priority
30	APM-2 Planning	2020	2024	Administration	Low- and Moderate-Income Areas	Administration, Planning, and Management Priority

Table 52 – Goals Summary

Goal Descriptions

1	Goal Name	HSS-1 Homeownership Assistance
	Goal Description	Promote and assist in developing homeownership opportunities for low- and moderate-income persons & families.
2	Goal Name	HSS-2 Housing Construction
	Goal Description	Promote and assist in the development of new affordable housing, both rental and sales housing.
3	Goal Name	HSS-3 Housing Rehabilitation
	Goal Description	Promote and assist in the preservation of existing owner and renter occupied housing stock in the City of South Bend.

4	Goal Name	HSS-4 Fair Housing
	Goal Description	Affirmatively further fair housing by promoting fair housing choice throughout the City of South Bend.
5	Goal Name	HSS-5 Lead-Based Paint
	Goal Description	Promote and assist in addressing lead-based paint in owner and renter occupied housing stock in the City of South Bend.
6	Goal Name	HSS-6 Housing Education
	Goal Description	Promote and assist in educating homeowners, tenants, and new homebuyers in best practices for purchase and upkeep, affordable housing rentals, and foreclosure and eviction prevention.
7	Goal Name	HSS-7 Rental Assistance
	Goal Description	Provide funds for tenant based rental assistance to make housing affordable to low- and moderate-income persons and families.
8	Goal Name	HOM-1 Housing
	Goal Description	Promote and assist in developing housing opportunities for persons and families experiencing homelessness, and those who are at-risk of becoming homeless.
9	Goal Name	HOM-2 Operation/Support
	Goal Description	Promote and assist in program support services for the homeless.
10	Goal Name	HOM-3 Homeless Prevention
	Goal Description	Promote and assist in anti-eviction and prevention of unfair housing practices which may contribute to homelessness.
11	Goal Name	HOM-4 Permanent Supportive Housing
	Goal Description	Promote and assist in the development and supportive service provisions of permanent supportive housing options.

12	Goal Name	HOM-5 Shelter Housing
	Goal Description	Support and assist in the development and operations of shelters for persons who are homeless or victims of domestic violence.
13	Goal Name	SNS-1 Housing
	Goal Description	Promote and assist to increase the supply of affordable, decent, safe, sound, and accessible housing for the elderly, persons with disabilities, and persons with other special needs through rehabilitation of existing housing and new construction of accessible housing.
14	Goal Name	SNS-2 Social Services
	Goal Description	Promote and assist in supporting social service programs and facilities for the elderly, persons with disabilities, and persons with other special needs.
15	Goal Name	SNS-3 Accessibility
	Goal Description	Promote and assist in making accessibility improvements to owner occupied housing through rehabilitation and improve renter occupied housing by promoting reasonable accommodations for the physically disabled.
16	Goal Name	CDS-1 Infrastructure
	Goal Description	Improve the City's infrastructure through rehabilitation, reconstruction, and new construction of streets, walks, curbs, ADA ramps, retaining walls, sewer, linear lines, water, flood control, storm water management and separation, bridges, bike trails, green infrastructure, etc.
17	Goal Name	CDS-2 Community Facilities
	Goal Description	Improve the City's parks, recreational centers, and public and community facilities through rehabilitation and new construction.
18	Goal Name	CDS-3 Public Services
	Goal Description	Improve and increase public service programs for the youth, the elderly, disabled, and target income population, including feeding programs and social/welfare programs throughout the City.

19	Goal Name	CDS-4 Public Transit
	Goal Description	Promote the development of additional bus routes and improve public transportation for low- and moderate-income persons.
20	Goal Name	CDS-5 Clearance
	Goal Description	Remove and eliminate slum and blighting conditions through demolition of vacant and abandoned structures throughout the City.
21	Goal Name	CDS-6 Architectural Barriers
	Goal Description	Remove architectural barriers and make public and community facilities accessible.
22	Goal Name	CDS-7 Public Safety
	Goal Description	Improve public safety through upgrades to facilities, purchase of new equipment, crime prevention, community policing, and ability to respond to emergency situations.
23	Goal Name	CDS-8 Revitalization
	Goal Description	Promote and assist in the stabilization of residential neighborhoods by removing slums and blight, assembling sites for new housing, rehabilitation of existing housing, and code enforcement.
24	Goal Name	CDS-9 Neighborhood Organizations
	Goal Description	Improve capacity and encourage grassroots organizing and neighborhood development by neighborhood residents.
25	Goal Name	EDS-1 Employment
	Goal Description	Support and encourage new job creation, job retention, employment, and job training services.
26	Goal Name	EDS-2 Financial Assistance
	Goal Description	Support business and commercial growth through expansion and new development with technical assistance and low interest loan programs including Section 108 loans.

27	Goal Name	EDS-3 Development Program
	Goal Description	Plan and promote the development and reuse of vacant commercial and industrial sites, and facilities.
28	Goal Name	EDS-4 Financial Incentives
	Goal Description	Support and encourage new economic development through local, state and Federal tax incentives and programs.
29	Goal Name	APM-1 Management
	Goal Description	Continue to provide sound and professional planning, program management and oversight for the successful administration of federally funded programs.
30	Goal Name	APM-2 Planning
	Goal Description	Continue to develop and plan for special studies, environmental clearance, fair housing, and compliance with all Federal, state, and local laws and regulations.

Estimate the number of extremely low-income, low-income, and moderate-income families to whom the jurisdiction will provide affordable housing as defined by HOME 91.315(b)(2)

Approximately 18-20 extremely low-income, chronically homeless individuals will be receive affordable housing through a Permanent Supportive Housing project; approximately 24 extremely low-income, mentally ill individuals will receive affordable housing through Tenant-Based Rental Assistance.

SP-50 Public Housing Accessibility and Involvement – 91.215(c)**Need to Increase the Number of Accessible Units (if Required by a Section 504 Voluntary Compliance Agreement)**

The Housing Authority of South Bend currently has no recent requests to provide Section 504 accommodations. The Housing Authority has made accommodations in the past, and is not under a Voluntary Compliance Agreement. The Housing Authority of the City of Mishawaka currently has no requests to make Section 504 accommodations. The HASB has 62 accessible units which is 7.6% of all its housing units. The HASB is in compliance with HUD's required 5% of all units that must be accessible.

There are currently 1,489 people on the Section 8 waiting list for the Housing Authority of South Bend. 13.5% of Section 8 applicants and 12.9% of public housing applicants for the Housing Authority of South Bend have a disability. The Housing Authority of South Bend makes reasonable accommodations based on requests from tenants and provides them in public housing facilities. The Mishawaka Housing Authority makes accommodations on request after the receipt of a doctor's note that certifies the need for accommodation. The Mishawaka Housing Authority currently has 41 accessible units, all of which are in the Riverview Towers senior housing.

Activities to Increase Resident Involvements

The Housing Authority of South Bend currently has no resident councils. The Housing Authority has attempted to create them for four (4) years, but the councils cannot sustain themselves once the participation of Housing Authority officials ends. Participation in the Family Self-Sufficiency program is high. There are over 60 participants that are involved in the Family Self-Sufficiency program, which has a community service component and cultivates involvement in this regard.

The Housing Authority of the City of Mishawaka has resident involvement in its senior living facilities. Both councils are active. The Mishawaka Housing Authority does not have a Family Self-Sufficiency program.

Is the public housing agency designated as troubled under 24 CFR part 902?

The Housing Authority of South Bend and the Housing Authority of the City of Mishawaka are not designated as troubled.

Plan to remove the 'troubled' designation

Not Applicable.

SP-55 Barriers to affordable housing – 91.215(h)

Barriers to Affordable Housing

St. Joseph County's 2020 Analysis of Impediments to Fair Housing Choice has identified the following impediments, along with goals and strategies to address those impediments and affirmatively further fair housing in the County:

Strategy to Remove or Ameliorate the Barriers to Affordable Housing

Impediment 1: Fair Housing Education and Outreach - There is a need to educate persons about their rights under the Fair Housing Act and to raise community awareness to affirmatively further fair housing choice, especially for low-income residents, minorities, and the disabled population.

Goal: Improve the public's and local officials' knowledge and awareness of the Fair Housing Act, related laws, regulations, and requirements to affirmatively further fair housing throughout St. Joseph County.

Strategies: To meet this goal, the following activities and strategies may be undertaken by the Cities of South Bend and Mishawaka, and St. Joseph County:

- **1-A:** Continue to promote Fair Housing awareness through media, seminars, and training to provide educational opportunities for all persons to learn about their rights under the Fair Housing Act and Americans with Disabilities Act.
- **1-B:** Continue to prepare and distribute literature and informational material concerning fair housing issues, an individual's housing rights, and a landlord's responsibilities to comply with the Fair Housing Act by making reasonable accommodations.
- **1-C:** Educate residents that they have the right to live outside concentrated areas of poverty.
- **1-D:** Work with the local Board of Realtors to educate and promote fair housing.
- **1-E:** Strive for better intergovernmental cooperation between state and local partners, as well as community groups, to effectively identify and address potential barriers to affordable housing choice.
- **1-F:** Publish forms, informational material, etc. in both English and Spanish.

Impediment 2: Quality of Rental Housing vs. Affordability - St. Joseph County has a limited supply of rental housing that is decent, safe, and affordable and 41.8% of all households are cost overburdened and spend 30% or more of their monthly income on housing.

Goal: Increase the supply of affordable rental housing through new construction and rehabilitation activities.

Strategies: To meet this goal, the following activities and strategies may be undertaken by the Cities of South Bend and Mishawaka, and St. Joseph County:

- **2-A:** Continue to support and encourage community organizations to rehabilitate rental housing.

- **2-B:** Continue to enforce local codes and ordinances, and develop a Rental Registry Program in the City of Mishawaka and St. Joseph County.
- **2-C:** Promote and encourage the public Housing Authorities to offer Section 8 Housing Choice Voucher holders the option to convert to homeownership.
- **2-D:** Continue to fund the Community Homebuyers Corporation's down payment assistance program for qualifying individuals, including tenants that wish to buy homes.
- **2-E:** Continue to fund rental assistance to lower housing costs for the very low income, mentally ill, and homeless.

Impediment 3: Lack of Quality Affordable Homeowner Housing - There is a lack of resources for low- and moderate-income households to purchase a home. Many houses that are available for purchase are in need of substantial rehabilitation work.

Goal: Increase the supply of various types of affordable housing by new construction and rehabilitation activities.

Strategies: To meet this goal, the following activities and strategies may be undertaken by the Cities of South Bend and Mishawaka, and St. Joseph County:

- **3-A:** Support financially, the purchase of starter homes at affordable prices for low- and moderate-income residents throughout St. Joseph County.
- **3-B:** Support and promote the development of affordable infill housing on vacant land.
- **3-C:** Continue to fund the Community Homebuyers Corporation's down payment assistance program for low- and moderate-income homebuyers.
- **3-D:** Support and promote the rehabilitation of owner-occupied homes under the South Bend/UEA Pilot Home Repair Program.
- **3-E:** Provide financial and development incentives to private developers and non-profits to construct and/or rehabilitate affordable housing.
- **3-F:** Encourage and promote the development, construction, and/or rehabilitation of mixed-income housing in areas that are not low-moderate income.

Impediment 4: Continuing Need for Accessible Housing Units - As an older built-up environment, there is a lack of accessible housing units in St. Joseph County. 53.2% of the County's housing units were built over 60 years ago and do not have accessibility features, while 13.7% of the County's population is classified as disabled.

Goal: Increase the number of accessible units for the physically disabled and developmentally delayed through new construction and rehabilitation of existing housing.

Strategies: To meet this goal, the following activities and strategies may be undertaken by the Cities of South Bend and Mishawaka, and St. Joseph County:

- **4-A:** Promote programs to increase the amount of accessible housing through rehabilitation of existing housing stock by homeowners and landlords.
- **4-B:** Encourage the development of new construction of accessible and visitable housing through financial or development incentives.
- **4-C:** Continue to enforce ADA and Fair Housing requirements for landlords to make “reasonable accommodations” for tenants who are disabled.
- **4-D:** Continue to financially support the Fair Housing organizations and legal advocacy groups to assist persons who may be victims of housing discrimination and/or not aware of how to file a housing complaint.
- **4-E:** Continue to promote programs to assist elderly homeowners with accessibility improvements to their properties so they may remain in their own homes.

Impediment 5: Economic Issues Affecting Housing Choice - There is a lack of economic opportunities in the County which prevents low-income households from increasing their income and choosing to live outside areas of concentrated poverty.

Goal: The local economy will provide new job opportunities, which will increase household income, and will promote fair housing choice.

Strategies: To meet this goal, the following activities and strategies may be undertaken by the Cities of South Bend and Mishawaka, and St. Joseph County:

- **5-A:** Strengthen partnerships that enhance local businesses, expand the tax base, and create a more sustainable economy for residents and businesses.
- **5-B:** Support and enhance workforce development and skills training that results in increased job opportunities and a living wage.
- **5-C:** Continue to support programming that enhances entrepreneurship and small business development, expansion, and retention within low- and moderate-income, and minority neighborhoods.
- **5-D:** Continue to promote and encourage economic development with local commercial and industrial firms to expand their operations and increase employment opportunities.

Impediment 6: Impacted Areas of Concentration - There are specific areas throughout the County where the concentration of low-income persons and minorities exceeds 70% of the area’s population.

Goal: Promote the de-concentration of minorities outside the Northwestern and Southeastern sections of the City of South Bend to reduce minority concentration.

Strategies: To meet this goal, the following activities and strategies may be undertaken by the Cities of South Bend and Mishawaka, and St. Joseph County:

- **6-A:** Support, promote, and plan for affordable housing developments outside areas of minority concentration.

-
- **6-B:** Market and promote housing opportunities for minorities outside areas of minority concentration.
 - **6-C:** Provide assistance to minority households to locate their residences outside areas of high minority concentration.

DRAFT

SP-60 Homelessness Strategy – 91.215(d)

Reaching out to homeless persons (especially unsheltered persons) and assessing their individual needs

Prior to joining the IN Balance of State the St. Joseph County CoC, the Region 2a Planning Council voted to support the requirement of Coordinated Entry for all providers serving the homeless and adopted the use of the VI-SPDAT as an assessment tool.

Families with children – The Point In Time count for 2018 reported 41 homeless households with children in St. Joseph County, for a total of 129 persons. Numbers were higher in 2019 at 56 homeless households and 137 persons.

Veterans and their families – The Center for the Homeless has a Veterans Annex that specifically serves homeless Veterans in the region. Homeless Veterans often require additional services, with mental health services being the most commonly cited need. The number of homeless Veterans in St. Joseph County has decreased from 51 in 2018 to 33 in 2019.

Unaccompanied youth – Teens aging out of foster care, and young adults in the 18-24 transition stage can be hard to locate. Many of them are staying with friends and family temporarily, but are technically homeless. Unaccompanied youth may also move between different shelters. There were 27 unaccompanied youth counted in the 2018 Point In Time count, and 19 unaccompanied youth counted in 2019 for St. Joseph County.

Organizations that received CoC funding in St. Joseph County have adopted Coordinated Entry to better evaluate the needs of homeless individuals seeking services. Weather Amnesty Days has created an opportunity for providers to communicate with the homeless, through service providers that do not have their own resources to create events. It was assumed that a Gateway Center would provide a centralized location for outreach, intake and assessment of the homeless in the region

Addressing the emergency and transitional housing needs of homeless persons

The Point In Time Count for St. Joseph County in 2019 reported a total of 413 homeless individuals and 325 homeless households. Of these, only 15 persons, or 3.6%, were unsheltered. There were 180 persons in transitional housing, and 218 persons that were housed in emergency shelter. There were 56 homeless and 4 chronically homeless families with children. There were 19 unaccompanied youths that were homeless in 2018. Of the 413 homeless individuals reported, 65 (15.7%) were considered chronically homeless. There were 33 homeless Veterans, and five (5) of the homeless Veterans was considered chronically homeless. This indicates a need for greater outreach and shelter/housing options for these special needs groups.

The Point In Time count for 2018 reported 41 homeless households with children in St. Joseph County, for a total of 129 persons. Numbers were higher in 2019 at 56 homeless households and 137 persons.

Of the homeless households in 2019, 0 were unsheltered, but 54 persons were in emergency shelters. The number of individuals in emergency shelter among all homeless populations was 218, which is more than half of the 413 homeless persons counted in 2019. There were 180 total persons in transitional housing. Households without children most frequently utilized emergency shelter over transitional housing.

The Center for the Homeless assists in coordinating homeless individuals and families, including Veterans, to services for adult self-sufficiency, children's support, developmental services, and mental health care. The Center for the Homeless has a Veteran's Annex to assist this population. Life Treatment Centers assists in accommodating homeless Veterans, offering 24 beds.

AIDS Ministries/AIDS Assist has programs for education, which includes awareness and prevention of HIV/AIDS, testing, and the distribution of the PrEP pill to reduce the risk of HIV/AIDS in at-risk individuals. All programs are available to homeless individuals, and AMAA receives funding for housing for homeless individuals or individuals at-risk of homelessness.

Youth Service Bureau provides a variety of housing and outreach programs for area youth that are homeless or at-risk of homeless. These programs include street outreach, a drop-in center for intake, a young mothers' program, and youth development services.

Oaklawn Psychiatric Center provides services for adults and children with mental health needs. Oaklawn conducts outreach for its targeted. All listed agencies participated in the development of Coordinated Entry for St. Joseph County.

The City, along with service providers Hope Ministries and Center for the Homeless, have conducted a weather amnesty program based on specific timeframe of November 1 to April 1 the last three years. Life Treatment Center has been a provider for weather amnesty but indicated they could no longer do so as of the 2018/19 period. Weather Amnesty provides a warm sleeping site from 8PM to 8AM. Outside of these hours, other than the few day centers available, the homeless are back on the street.

Helping homeless persons (especially chronically homeless individuals and families, families with children, veterans and their families, and unaccompanied youth) make the transition to permanent housing and independent living, including shortening the period of time that individuals and families experience homelessness, facilitating access for homeless individuals and families to affordable housing units, and preventing individuals and families who were recently homeless from becoming homeless again.

The Indiana Balance of State CoC's written standards focus on a Housing First Model and follow the best practices of that model. The written standards utilize several strategies to increase the number of people that exit Emergency Shelter, Transitional Housing, and Rapid Re-housing to Permanent Housing destinations. Evaluations of these standards will be based on the length-of-time homeless of an

individual or family in Emergency Shelter, Transitional Housing, or Rapid Re-Housing. The CoC will seek to make progress on the turnover rate of individuals and families, the targeting of individuals and families based on risk, and the number of positive exits into Permanent Housing.

The Mayor of the City of South Bend established a Working Group on Chronic Homelessness in 2017. The Working Group released a report in the same year that analyzed the gaps in care for homeless individuals and families and proposed policies to address the gaps. The report recommended data sharing among homeless service providers, “Community ID Cards” for those utilizing homeless care, an intake center, and the construction of Permanent Supportive Housing.

The “Gateway” or Intake center was proposed as a temporary location for those individuals experiencing homelessness as they prepare for placement in permanent supportive housing. The Working Group Report supported this concept, in combination with the development of PSH units, as the stay was discussed as a matter of weeks in anticipation of movement to units.

It was also discussed that it would serve as a new location for the Coordinated Entry process already under contract for design and development with the Center for the Homeless housing the position.

There was an unsuccessful process to select a location for the proposed “Gateway Center” in the Southeast neighborhood.

St. Joseph County severely lacks Permanent Supportive Housing. Though there are a number of emergency shelters and transitional homes, these shelters are full because residents cannot be moved to Permanent Supportive Housing due to a limited supply. Permanent Supportive Housing can be placed throughout the region, provided that supportive services are close by or readily accessible through public transit. Permanent Supportive Housing has faced resistance from the public when it has been proposed for construction in the past.

The City of South Bend has 104 VASH Vouchers which are administered through the Housing Authority of South Bend and the VA Hospital Annex in Mishawaka. Life Treatment Centers has been successful in transitioning Veterans from its shelters through the VASH program at a 75-76% success rate.

Help low-income individuals and families avoid becoming homeless, especially extremely low-income individuals and families who are likely to become homeless after being discharged from a publicly funded institution or system of care, or who are receiving assistance from public and private agencies that address housing, health, social services, employment, education or youth needs

The Indiana Balance of State CoC has prioritized Rapid Rehousing in response to the changes in Federal funding. However, given the large number of evictions and foreclosures in the City of South Bend, the CoC would like to expand by creating homelessness prevention programs. Individuals and families that

are evicted or foreclosed, face barriers to returning to a secure rental or homeownership state. For this reason, preventing an eviction or foreclosure is more desirable than addressing the need after the person becomes homeless.

Discharge policies at local hospitals are designed to prevent those leaving the hospitals from being referred to the Center for the Homeless. The Center for the Homeless provides emergency shelter and transitional housing for the homeless, along with supportive services. The Regional Planning Council understands that the City and federal funding requires their participation in Coordinated Entry and HMIS but also encourages those providers who do not receive federal dollars to do the same.

Dismas House serves ex-offenders and provides them with housing in St. Joseph County. Dismas House provides food and mentorship for ex-offenders. Dismas House supports its residents in finding permanent housing, but struggles to place residents in decent housing. Most landlords will not rent to ex-offenders and the ex-offenders will only be able to find permanent housing with a slum lord that does not care about their tenants. Space is limited and sex offenders are not allowed to stay in Dismas House.

The Youth Service Bureau assists children in the region with transitional housing, emergency shelter, and other related supportive services. The Youth Service Bureau has tracked students that lack stability and who move between multiple schools, which contributes to the academic gaps in the City, leading to future unemployment and homelessness. Children without support systems frequently “couch-surf” and are difficult to reach with services.

SP-65 Lead based paint Hazards – 91.215(i)

Actions to address LBP hazards and increase access to housing without LBP hazards

The revised Federal lead-based paint regulations published on September 15, 1999 (24 CFR Part 35) have had a significant impact on many activities – rehabilitation, tenant based rental assistance, and property acquisition – supported by the CDBG program. The St. Joseph County Housing Consortium and the City of South Bend will comply with Title 24 Part 35: Lead-Based Paint Poisoning Prevention in Certain Residential Structures (Current Rule).

The St. Joseph County Housing Consortium and the City of South Bend will ensure that:

- Applicants for rehabilitation funding receive the required lead-based paint information and understand their responsibilities.
- Staff properly determines whether proposed projects are exempt from some or all lead-based paint requirements.
- The level of federal rehabilitation assistance is properly calculated and the applicable lead-based paint requirements determined.
- Properly qualified personnel perform risk management, paint testing, lead hazard reduction, and clearance services when required.
- Required lead hazard reduction work and protective measures are incorporated into project rehabilitation specifications.
- Risk assessment, paint testing, lead hazard reduction, and clearance work are performed in accordance with the applicable standards established in 24 CFR Part 35.
- Required notices regarding lead-based paint evaluation, presumption, and hazard reduction are provided to occupants and documented.
- Program documents establish the rental property owner's responsibility to perform and document ongoing lead-based paint maintenance activities, when applicable.

Program staff monitor owners for compliance with ongoing lead-based paint maintenance activities, when applicable.

How are the actions listed above related to the extent of lead poisoning and hazards?

Lead-based paint in St. Joseph County is most common in older rental housing. Older owner-occupied housing also has lead-based paint, but it is unlikely that homeowners will communicate the presence of lead to inspectors. Lead-based paint is common in the walls of housing and soil around these houses has tested positive for lead. There is a shortage of certified lead abatement workers in the region. Elevated childhood blood lead levels were found in 1.2% of children tested in St. Joseph County according to the Indiana State Department of Health. According to the St. Joseph County Health Department, in some parts of the City of South Bend, 20% of children have elevated blood lead levels, and in one Census Tract, 30% of children have elevated blood lead levels. Because the affordable housing in the area

frequently has lead-based paint, there is a need to provide assistance to those looking to complete lead abatements but may not have the financial means to do so.

How are the actions listed above integrated into housing policies and procedures?

The St. Joseph County Housing Consortium and the City of South Bend will ensure that:

- Applicants for homeownership assistance receive adequate information about lead-based paint requirements.
- The staff will properly determine whether proposed projects are exempt from some or all lead based paint requirements.
- A proper visual assessment is performed to identify deteriorated paint in the dwelling unit, any common areas servicing the unit, and exterior surfaces of the building or soil.
- Prior to occupancy, properly qualified personnel perform paint stabilization and the dwelling passes a clearance exam in accordance with the standards established in 24 CFR Part 35.
- The home purchaser receives the required lead-based paint pamphlet and notices.

DRAFT

SP-70 Anti-Poverty Strategy – 91.215(j)

Jurisdiction Goals, Programs and Policies for reducing the number of Poverty-Level Families

Approximately 17.1% of St. Joseph County's residents live in poverty, which is higher than the State of Indiana where 14.6% of residents live in poverty. Approximately 25.4% of the City of South Bend's residents live in poverty. Female-headed households with children are more affected by poverty at 36.6% in St. Joseph County, and 39.5% of female-headed households with children in South Bend are affected by poverty. Youth poverty is an acute problem in the City of South Bend, as 37.3% of all youth under the age of 18 were living in poverty, compared to St. Joseph County with a youth poverty rate of 20.4%. This information is taken from the U.S. Census "2013-2017 ACS Five-Year Estimates." The City's goal is to reduce the extent of poverty by actions the City can control and through work with other agencies/organizations.

The resources and opportunities that the City has for reducing the number of families with incomes below the poverty line are limited. Since poverty is a function of income, its effect on housing opportunity and choice is apparent. Conversely, without adequate, stable housing, alleviating poverty is more difficult. Still, the means of addressing both issues are fragmented. Several structural barriers to poverty are addressed through different local policies. For example, the City has a policy that requires the employment of Section 3 households in construction contracts when applicable.

More direct efforts to alleviate poverty by combining case management, social services, job training, and housing assistance are becoming more common. City and County social service agencies have embraced the Continuum of Care models being introduced across the country. As these agencies increase services to the needy, poverty rates may decline.

The City's anti-poverty strategy is based on attracting a range of businesses and supporting workforce development including job-training services for low income residents. In addition, the City's strategy is to provide supportive services for target income residents.

Planned economic development programs include:

- **EDS-1 Employment** - Support and encourage new job creation, job retention, employment, and job training services.
- **EDS-2 Financial Assistance** - Support business and commercial growth through expansion and new development with technical assistance and low interest loan programs including Section 108 loans.
- **EDS-3 Development Program** - Plan and promote the development and reuse of vacant commercial and industrial sites and facilities.
- **EDS-4 Financial Incentives** - Support and encourage new economic development through local, state, and Federal tax incentives and programs.

How are the Jurisdiction poverty reducing goals, programs, and policies coordinated with this affordable housing plan

Providing access to and increasing the supply of affordable housing is integrally tied to the City's anti-poverty strategy. The most successful way to implement this is through job training/creation activities while providing affordable housing.

DRAFT

SP-80 Monitoring – 91.230

Describe the standards and procedures that the jurisdiction will use to monitor activities carried out in furtherance of the plan and will use to ensure long-term compliance with requirements of the programs involved, including minority business outreach and the comprehensive planning requirements

To ensure compliance with applicable requirements, all CDBG, HOME and ESG subrecipients are desktop-monitored multiple times throughout the year. This monitoring occurs with each claim for reimbursement that is submitted to the Department of Community Investment. All subrecipients also receive feedback and/or guidance via email and phone communication, and in-person meetings with DCI staff throughout the year. In addition, Community Investment staff conduct at least eight (8) on-site monitoring visits of sub-grantees every year to review their internal systems. As part of the monitoring visit, DCI staff meet with appropriate members of the sub-grantee staff to review procedures, client files, financial records and other pertinent data. In addition, any new sub-recipient is monitored in its first year of funding.

On-site audits at local agencies receiving CDBG, HOME, and ESG funds are scheduled per the HCD Plan, to ensure compliance. On-site monitoring visits of sub-grantees are conducted approximately every two years to review their internal systems and ensure compliance with applicable requirements. A minimum of eight (8) on-site audits are completed annually. The audits are performed by two DCI staff members that review accounting procedures and program rules. On-site monitoring visits are in addition to the desk audits completed when reviewing subrecipient claims, constant communication on projects via phone and email, and various meetings to discuss program issues. Each claim for payment submitted by a subrecipient requires a progress report relevant to the goals stated in the Scope of Services.

The monitoring process is not a “one-time” event. The process is an on-going system of planning, implementation, communication and following-up.

Expected Resources

AP-15 Expected Resources – 91.220(c)(1,2)

Introduction

The St. Joseph County Housing Consortium anticipates receiving \$1,117,488 in HOME funds in PY 2020. The City of South Bend anticipates receiving \$3,006,626 in CDBG funds and \$218,253 in ESG funds in PY 2020. The program year is from January 1, 2020 through December 31, 2020. These funds will be used to address the following priority needs:

- Housing
- Public Services
- Public Facilities
- Emergency Shelter Operations
- Rapid Rehousing
- Economic Development
- Administration, Planning, and Management

The accomplishments of these projects/activities will be reported in the FY 2020 Consolidated Annual Performance and Evaluation Report (CAPER).

Anticipated Resources

Program	Source of Funds	Uses of Funds	Expected Amount Available Year 1				Expected Amount Available Reminder of Con Plan \$	Narrative Description
			Annual Allocation: \$	Program Income: \$	Prior Year Resources: \$	Total: \$		

DRAFT

CDBG	public - federal	Acquisition Admin and Planning Economic Development Housing Public Improvements Public Services	\$3,006,626.00	\$2,000.00	\$0.00	\$3,008,626.00	\$12,026,504.00	All activities receiving South Bend's CDBG funding generally target specific and complementary geographies and activities. In 2020 South Bend will continue targeting the Near Northwest, Near West Side, and Southeast Neighborhoods through partnerships with three CDCs. These areas show relatively low incomes and high concentrations of poverty, high rates of residential vacancy and abandonment, and a high incidence of sub-prime loans. The target areas were also selected for review in the City's 2017 Analysis of Residential Market Potential. These are neighborhoods that are seeing increased redevelopment activity and have greater market potential. Programs that assist existing owner-occupants with repairs and promote homeownership for first time homebuyers will target the LaSalle Park and Kennedy Park neighborhoods on the West Side of South Bend.
------	------------------------	--	----------------	------------	--------	----------------	-----------------	--

HOME	public - federal	Acquisition Homebuyer assistance Homeowner rehab Multifamily rental new construction Multifamily rental rehab New construction for ownership TBRA	\$1,117,488.00	\$0.00	\$0.00	\$1,117,488.00	\$4,469,962.00	2020 HOME funding will support housing programs such as acquisition/rehabilitation/resale, new home construction, homeownership assistance, and tenant-based rental assistance throughout St. Joseph County. The HOME program will exceed the 25% match requirements through private funding, project sponsors and banked match.
------	------------------------	--	----------------	--------	--------	----------------	----------------	--

ESG	public - federal	Conversion and rehab for transitional housing Financial Assistance Overnight shelter Rapid re- housing (rental assistance) Rental Assistance Services Transitional housing	\$218,253.00	\$0.00	\$0.00	\$218,253.00	\$873,012.00	Based on agreement with the St. Joseph County Regional Planning Council, 2020 ESG funding will be allocated as follows: up to 7.5% for program administration; no less than 32.5% for rapid re-housing; and, no more than 60% of funds will be spent on operations and essential services and for emergency shelters.
-----	------------------------	--	--------------	--------	--------	--------------	--------------	---

Table 53 - Expected Resources – Priority Table

Explain how federal funds will leverage those additional resources (private, state and local funds), including a description of how matching requirements will be satisfied

In addition to the entitlement funds, the St. Joseph County Housing Consortium and the City of South Bend anticipates the following Federal resources may be available to local non-profit organizations to undertake the housing strategies identified in the Five Year Consolidated Plan.

- Supportive Housing Program
- Low-Income Housing Tax Credit Program (LIHTC)
- Section 8 Rental Assistance Program
- Public Housing Capital Fund Program

Private and non-Federal resources that may be available to the St. Joseph County Housing Consortium and the City of South Bend in FY 2020 to address needs identified in the FY 2020-2024 Five Year Consolidated Plan are listed below.

- **Private Banks & Credit Unions** – The City partnership with local banks and credit unions to operate the Community Homebuyers Corporation. This program leverages private equity to assist low- and moderate-income individuals to purchase houses in which they may not be able to obtain a traditional mortgage.
- **Indiana Housing & Community Development Authority** – The IHCA runs programs that assist individuals with first time homeownership and other housing purchases by providing funding for Veterans, rent-to-own, mortgage credits, and homebuyer subsidies.
- **Department of Health & Human Services** – Through the Family & Youth Service Bureau, the City of South Bend has leveraged funds through the Runaway and Homeless Youth Program to support street outreach, emergency shelters, longer-term transitional living, and maternity group home programs to serve and protect young people.
- **Federal Home Loan Bank Affordable Housing Program (AHP)** – Congress has mandated that ten (10%) of the Federal Home Loan Bank's (FHLB) profits be allocated to provide affordable housing. The FHLB encourages its members to work with public agencies and non-profit housing development organizations in creating highly leveraged affordable housing initiatives. Both sales and rental housing are eligible. Two (2) member banks of the Community Homebuyers Corporation are also member banks of the Federal Home Loan Bank.

If appropriate, describe publically owned land or property located within the jurisdiction that may be used to address the needs identified in the plan

Vacant City-owned lots targeted for infill housing in CDBG get areas, as well as low-moderate income neighborhoods throughout the City.

Annual Goals and Objectives

AP-20 Annual Goals and Objectives

Goals Summary Information

Sort Order	Goal Name	Start Year	End Year	Category	Geographic Area	Needs Addressed
1	HSS-1 Homeownership Assistance	2020	2024	Affordable Housing	Low- and Moderate-Income Areas	Housing Priority
2	HSS-2 Housing Construction	2020	2024	Affordable Housing	Low- and Moderate-Income Areas	Housing Priority
3	HSS-3 Housing Rehabilitation	2020	2024	Affordable Housing	Low- and Moderate-Income Areas	Housing Priority
4	HSS-4 Fair Housing	2020	2024	Affordable Housing	Low- and Moderate-Income Areas	Housing Priority
5	HSS-6 Housing Education	2020	2024	Affordable Housing	Low- and Moderate-Income Areas	Housing Priority
6	HSS-7 Rental Assistance	2020	2024	Affordable Housing	Low- and Moderate-Income Areas	Housing Priority
7	HOM-1 Housing	2020	2024	Homeless	Low- and Moderate-Income Areas	Homeless Priority

Sort Order	Goal Name	Start Year	End Year	Category	Geographic Area	Needs Addressed
8	HOM-2 Operation/Support	2020	2024	Homeless	Low- and Moderate-Income Areas	Homeless Priority
9	HOM-4 Permanent Supportive Housing	2020	2024	Homeless	Low- and Moderate-Income Areas	Homeless Priority
10	CDS-2 Community Facilities	2020	2024	Non-Housing Community Development	Low- and Moderate-Income Areas	Community Development Priority
11	CDS-7 Public Safety	2020	2024	Non-Housing Community Development	Low- and Moderate-Income Areas	Community Development Priority
12	CDS-9 Neighborhood Originations	2020	2024	Non-Housing Community Development	Low- and Moderate-Income Areas	Community Development Priority
13	APM-1 Management	2020	2024	Administration	Low- and Moderate-Income Areas	Administration, Planning, and Management Priority
14	APM-2 Planning	2020	2024	Administration	Low- and Moderate-Income Areas	Administration, Planning, and Management Priority

Table 54 – Goals Summary

Goal Descriptions

1	Goal Name	HSS-1 Homeownership Assistance
	Goal Description	Promote and assist in developing homeownership opportunities for low- and moderate-income persons & families.

2	Goal Name	HSS-2 Housing Construction
	Goal Description	Promote and assist in the development of new affordable housing, both rental and sales housing.
3	Goal Name	HSS-3 Housing Rehabilitation
	Goal Description	Promote and assist in the preservation of existing owner and renter occupied housing stock in the City of South Bend.
4	Goal Name	HSS-4 Fair Housing
	Goal Description	Affirmatively further fair housing by promoting fair housing choice throughout the City of South Bend.
5	Goal Name	HSS-6 Housing Education
	Goal Description	Promote and assist in educating homeowners, tenants, and new homebuyers in best practices for purchase and upkeep, affordable housing rentals, and foreclosure and eviction prevention.
6	Goal Name	HSS-7 Rental Assistance
	Goal Description	Provide funds for tenant based rental assistance to make housing affordable to low- and moderate-income persons and families.
7	Goal Name	HOM-1 Housing
	Goal Description	Promote and assist in developing housing opportunities for persons and families experiencing homelessness, and those who are at-risk of becoming homeless.
8	Goal Name	HOM-2 Operation/Support
	Goal Description	Promote and assist in program support services for the homeless.
9	Goal Name	HOM-4 Permanent Supportive Housing
	Goal Description	Promote and assist in the development and supportive service provisions of permanent supportive housing options.
10	Goal Name	SNS-1 Housing
	Goal Description	Promote and assist to increase the supply of affordable, decent, safe, sound, and accessible housing for the elderly, persons with disabilities, and persons with other special needs through rehabilitation of existing housing and new construction of accessible housing.
11	Goal Name	CDS-2 Community Facilities
	Goal Description	Improve the City's parks, recreational centers, and public and community facilities through rehabilitation and new construction.

12	Goal Name	CDS-7 Public Safety
	Goal Description	Improve public safety through upgrades to facilities, purchase of new equipment, crime prevention, community policing, and ability to respond to emergency situations.
13	Goal Name	APM-1 Management
	Goal Description	Continue to provide sound and professional planning, program management and oversight for the successful administration of federally funded programs.
14	Goal Name	APM-2 Planning
	Goal Description	Continue to develop and plan for special studies, environmental clearance, fair housing, and compliance with all Federal, state, and local laws and regulations.

DRAFT

Projects

AP-35 Projects – 91.220(d)

Introduction

Listed below are the FY 2020 CDBG Activities for the City of South Bend:

Projects

#	Project Name	Budget
1.	Department of Community Investment – General Administration	\$ 392,000.00
2.	South Bend Human Rights Commission – Fair Housing	\$ 10,000.00
3.	Community Homebuyers Corporation – Forgivable Second Mortgage	\$ 250,000.00
4.	Department of Community Investment – Activity Delivery	\$ 40,000.00
5.	South Bend Heritage Foundation – Activity Delivery	\$ 100,000.00
6.	Near Northwest Neighborhood, Inc. – Activity Delivery	\$ 80,000.00
7.	South Bend Heritage Foundation – Rental Rehab – Chapin Street	\$ 330,000.00
8.	South Bend Heritage Foundation – Rental Rehab – West LaSalle	\$ 100,000.00
9.	466 Works – New Construction Single-Family Home	\$ 124,510.00
10.	Near Northwest Neighborhood, Inc. – New Construction Single-Family Homes	\$ 350,000.00
11.	South Bend Heritage Foundation – New Construction Single-Family Home	\$ 132,000.00
12.	Near Northwest Neighborhood, Inc. – New Construction Rental	\$ 240,000.00
13.	South Bend Pilot Home Repair Program	\$ 300,000.00
14.	Rebuilding Together – Homeowner Rehab	\$ 128,281.00
15.	Center for the Homeless – PSH Scattered Site Options	\$ 129,835.00
16.	Center for the Homeless – Coordinated Entry	\$ 50,000.00
17.	South Bend Heritage Foundation – Support Housing Resident Assistant	\$ 60,000.00

18.	South Bend Police Department – Foot Patrols	\$ 90,000.00
19.	Department of Innovation – Digital Divide	\$ 100,000.00
20.	South Bend Heritage Foundation – PSH New Construction	\$ 970,000.00
21.	Oaklawn – TBRA	\$ 107,488.00
22.	Department of Community Investment – Consortium Admin	\$ 40,000.00
23.	Emergency Solutions Grant	\$ 218,253.00

Table 55 – Project Information

Describe the reasons for allocation priorities and any obstacles to addressing underserved needs

The City of South Bend has allocated its CDBG funds for FY 2020 to principally benefit low- and moderate-income persons.

- The infrastructure improvement activities are either located in a low- and moderate-income census tract/block group or have a low- and moderate-income service area benefit or clientele over 51% low- and moderate-income.
- The Public Facilities activities are either located in a low- and moderate-income census area or have a low- and moderate-income service area benefit or clientele.

The proposed activities and projects for FY 2020 are located in areas of the City with the highest percentages of low- and moderate-income persons, and those block groups with a higher than average percentage of minority persons. The following census tracts and block groups have at least 51% of the households with low- and moderate-incomes:

C.T. 002000 B.G. 2	C.T. 002000 B.G. 1	C.T. 000600 B.G. 2	C.T. 001400 B.G. 4	C.T. 011702 B.G. 3	C.T. 000100 B.G. 3
C.T. 011202 B.G. 1	C.T. 002100 B.G. 1	C.T. 011100 B.G. 4	C.T. 003400 B.G. 2	C.T. 000400 B.G. 3	C.T. 001400 B.G. 1
C.T. 000400 B.G. 2	C.T. 001500 B.G. 4	C.T. 000600 B.G. 3	C.T. 001500 B.G. 1	C.T. 003100 B.G. 4	C.T. 002200 B.G. 1
C.T. 001700 B.G. 1	C.T. 003400 B.G. 1	C.T. 002100 B.G. 2	C.T. 003100 B.G. 3	C.T. 003300 B.G. 4	C.T. 003100 B.G. 2
C.T. 000200 B.G. 3	C.T. 003000 B.G. 1	C.T. 002400 B.G. 3	C.T. 001000 B.G. 1	C.T. 002700 B.G. 1	C.T. 000900 B.G. 2
C.T. 000400	C.T. 001000	C.T. 002200	C.T. 000100	C.T. 002200	C.T. 011301

B.G. 1	B.G. 2	B.G. 2	B.G. 1	B.G. 3	B.G. 5
C.T. 003400 B.G. 3	C.T. 001900 B.G. 2	C.T. 002200 B.G. 4	C.T. 002300 B.G. 1	C.T. 002500 B.G. 1	C.T. 011301 B.G. 3
C.T. 002400 B.G. 2	C.T. 000200 B.G. 2	C.T. 001000 B.G. 3	C.T. 000302 B.G. 1	C.T. 000301 B.G. 2	C.T. 003500 B.G. 1
C.T. 002300 B.G. 2	C.T. 002800 B.G. 2	C.T. 001300 B.G. 1	C.T. 003400 B.G. 4	C.T. 000100 B.G. 2	C.T. 001700 B.G. 2
C.T. 003100 B.G. 1	C.T. 002900 B.G. 1	C.T. 003100 B.G. 5	C.T. 002800 B.G. 1	C.T. 003500 B.G. 2	C.T. 001500 B.G. 2
C.T. 000500 B.G. 1	C.T. 003300 B.G. 3	C.T. 000200 B.G. 4	C.T. 011702 B.G. 2	C.T. 011100 B.G. 1	C.T. 000301 B.G. 1
C.T. 002400 B.G. 1	C.T. 000600 B.G. 1	C.T. 003000 B.G. 2	C.T. 011100 B.G. 3	C.T. 000500 B.G. 2	C.T. 002600 B.G. 1
C.T. 001100 B.G. 3	C.T. 003200 B.G. 1	C.T. 001900 B.G. 1	C.T. 002500 B.G. 2	C.T. 011802 B.G. 3	C.T. 000900 B.G. 1

AP-38 Project Summary**Project Summary Information**

1	Project Name	Department of Community Investment – General Administration
	Target Area	Low- and Moderate-Income Areas
	Goals Supported	APM-1 Management
	Needs Addressed	Administration, Planning, and Management Priority
	Funding	CDBG: \$392,000
	Description	Overall program administration of the CDBG Programs, including: staff salaries, wages, and benefits; related costs to administer the programs including supplies, materials, mailings, duplications, etc.; monitoring and oversight; advertising and public hearing costs; planning activities and the preparation of the Annual Action Plan, Consolidated Annual Performance and Evaluation Report, etc.
	Target Date	12/31/2020
	Estimate the number and type of families that will benefit from the proposed activities	1 Other.
	Location Description	227 W. Jefferson Blvd, South Bend, IN 46601
	Planned Activities	The Matrix Code is 21A General Program Administration.
2	Project Name	South Bend Human Rights Commission – Fair Housing
	Target Area	Low- and Moderate-Income Areas
	Goals Supported	HSS-4 Fair Housing
	Needs Addressed	Housing Priority
	Funding	CDBG: \$10,000
	Description	Activities to affirmatively further fair housing.
	Target Date	12/31/2020
	Estimate the number and type of families that will benefit from the proposed activities	1 Other.
	Location Description	319 N. Niles Ave., South Bend, IN 46617
	Planned Activities	The Matrix Code is 21D Fair Housing Activities (subject to admin cap)

3	Project Name	Community Homebuyers Corporation – Forgivable Second Mortgage
	Target Area	Low- and Moderate-Income Areas
	Goals Supported	HSS-1 Homeownership Assistance
	Needs Addressed	Housing Priority
	Funding	CDBG: \$250,000
	Description	Provides mortgage reduction and closing cost assistance for first-time low- and moderate-income homebuyers.
	Target Date	12/31/2020
	Estimate the number and type of families that will benefit from the proposed activities	13 Households.
	Location Description	227 W. Jefferson Blvd, South Bend, IN 46601
	Planned Activities	The national objective is Low/Mod-Income Housing. The Matrix Code is 13B Homeownership Assistance.
4	Project Name	Department of Community Investment – Activity Delivery
	Target Area	Low- and Moderate-Income Areas
	Goals Supported	HSS-3 Housing Rehabilitation
	Needs Addressed	Housing Priority
	Funding	CDBG: \$40,000
	Description	Subsidize staff costs directly related to CDBG housing activities.
	Target Date	12/31/2020
	Estimate the number and type of families that will benefit from the proposed activities	60 Households.
	Location Description	227 W. Jefferson Blvd, South Bend, IN 46601
	Planned Activities	The national objective is Low/Mod-Income Housing. The Matrix Code is 14H Rehabilitation Administration.
5	Project Name	South Bend Heritage Foundation – Activity Delivery
	Target Area	Low- and Moderate-Income Areas
	Goals Supported	HSS-6 Housing Education

	Needs Addressed	Housing Priority
	Funding	CDBG: \$100,000
	Description	Subsidize SBHF staff costs directly related to homeowner counseling services.
	Target Date	12/31/2020
	Estimate the number and type of families that will benefit from the proposed activities	5 households.
	Location Description	803 Lincoln Way West, South Bend, IN 46616
	Planned Activities	The national objective is Low/Mod-Income Housing. The Matrix Code is 13A Housing Counseling, under 24 CFR 5.100, for Homeownership Assistance (13B)
6	Project Name	Near Northwest Neighborhood, Inc. – Activity Delivery
	Target Area	Low- and Moderate-Income Areas
	Goals Supported	HSS-1 Homeownership Assistance
	Needs Addressed	Housing Priority
	Funding	CDBG: \$80,000
	Description	Subsidize NNN staff costs directly related to homeowner services.
	Target Date	12/31/2020
	Estimate the number and type of families that will benefit from the proposed activities	4 households.
	Location Description	1007 Portage Ave, South Bend, IN 46616
	Planned Activities	The national objective is Low/Mod-Income Housing. The Matrix Code is 13B Homeownership Assistance.
7	Project Name	South Bend Heritage Foundation – Rental Rehab – Chapin Street
	Target Area	Low- and Moderate-Income Areas
	Goals Supported	HSS-3 Housing Rehabilitation
	Needs Addressed	Housing Priority
	Funding	CDBG: \$330,000

	Description	The rehabilitation of two renter-occupied units on Chapin Street in the Near West Side Neighborhood.
	Target Date	12/31/2020
	Estimate the number and type of families that will benefit from the proposed activities	2 households.
	Location Description	301 & 303 Chapin St, South Bend, IN 46601
	Planned Activities	The national objective is Low/Mod-Income Housing. The Matrix Code is 14B Rehabilitation: Multi-Unit Residential.
8	Project Name	South Bend Heritage Foundation – Rental Rehab – West LaSalle
	Target Area	Low- and Moderate-Income Areas
	Goals Supported	HSS-3 Housing Rehabilitation
	Needs Addressed	Housing Priority
	Funding	CDBG: \$100,000
	Description	The rehabilitation of two renter-occupied units on West LaSalle Avenue in the Near West Side Neighborhood.
	Target Date	12/31/2020
	Estimate the number and type of families that will benefit from the proposed activities	2 households.
	Location Description	702 W. LaSalle Ave, South Bend, IN 46601
	Planned Activities	The national objective is Low/Mod-Income Housing. The Matrix Code is 14B Rehabilitation: Multi-Unit Residential.
9	Project Name	466 Works – New Construction Single-Family Home
	Target Area	Low- and Moderate-Income Areas
	Goals Supported	HSS-2 Housing Construction
	Needs Addressed	Housing Priority
	Funding	CDBG: \$124,510
	Description	New construction of a single-family home in the Southeast Neighborhood of South Bend.
	Target Date	12/31/2020

	Estimate the number and type of families that will benefit from the proposed activities	1 Housing unit added.
	Location Description	221 Dayton St, South Bend, IN 46613
	Planned Activities	The national objective is Low/Mod-Income Housing. The Matrix Code is 12 Construction of Housing.
10	Project Name	Near Northwest Neighborhood, Inc. – New Construction Single-Family Homes
	Target Area	Low- and Moderate-Income Areas
	Goals Supported	HSS-2 Housing Construction
	Needs Addressed	Housing Priority
	Funding	CDBG: \$350,000
	Description	New construction of two single-family homes in the Near Northwest Neighborhood of South Bend.
	Target Date	12/31/2020
	Estimate the number and type of families that will benefit from the proposed activities	2 Housing units added.
	Location Description	TBD
11	Planned Activities	The national objective is Low/Mod-Income Housing. The Matrix Code is 12 Construction of Housing.
	Project Name	South Bend Heritage Foundation – New Construction Single-Family Home
	Target Area	Low- and Moderate-Income Areas
	Goals Supported	HSS-2 Housing Construction
	Needs Addressed	Housing Priority
	Funding	CDBG: \$132,000
	Description	New construction of a single-family home in the Southeast Neighborhood of South Bend.
	Target Date	12/31/2020

	Estimate the number and type of families that will benefit from the proposed activities	1 Housing unit added.
	Location Description	702 N. St Louis Blvd., South Bend, IN 46617
	Planned Activities	The national objective is Low/Mod-Income Housing. The Matrix Code is 12 Construction of Housing.
12	Project Name	Near Northwest Neighborhood, Inc. – New Construction Rental
	Target Area	Low- and Moderate-Income Areas
	Goals Supported	HSS-2 Housing Construction
	Needs Addressed	Housing Priority
	Funding	CDBG: \$240,000
	Description	New construction of a duplex for rental by a low/moderate-income family in the Near Northwest Neighborhood of South Bend.
	Target Date	12/31/2020
	Estimate the number and type of families that will benefit from the proposed activities	1 Housing unit added.
	Location Description	TBD
	Planned Activities	The national objective is Low/Mod-Income Housing. The Matrix Code is 12 Construction of Housing.
13	Project Name	South Bend Pilot Home Repair Program
	Target Area	Low- and Moderate-Income Areas
	Goals Supported	HSS-3 Housing Rehabilitation
	Needs Addressed	Housing Priority
	Funding	CDBG: \$300,000
	Description	Major repairs for low- and moderate-income homeowners in South Bend.
	Target Date	12/31/2020
	Estimate the number and type of families that will benefit from the proposed activities	15 households.

	Location Description	227 W. Jefferson Blvd, South Bend, IN 46601
	Planned Activities	The national objective is Low/Mod-Income Housing. The Matrix Code is 14A Rehabilitation; Single-Unit Residential.
14	Project Name	Rebuilding Together – Homeowner Rehab
	Target Area	Low- and Moderate-Income Areas
	Goals Supported	HSS-3 Housing Rehabilitation
	Needs Addressed	Housing Priority
	Funding	CDBG: \$128,281
	Description	Major repairs for low- and moderate-income homeowners in South Bend.
	Target Date	12/31/2020
	Estimate the number and type of families that will benefit from the proposed activities	17 Households.
	Location Description	803 Lincoln Way West, South Bend, IN 46616
15	Planned Activities	The national objective is Low/Mod-Income Housing. The Matrix Code is 14A Rehabilitation; Single-Unit Residential.
	Project Name	Center for the Homeless – PSH Scattered Site Operations
	Target Area	Low- and Moderate-Income Areas
	Goals Supported	HOM-2 Operation/Support
	Needs Addressed	Homeless Priority
	Funding	CDBG: \$129,835
	Description	Support for expanded Permanent Supportive Housing scattered site operations.
	Target Date	12/31/2020
	Estimate the number and type of families that will benefit from the proposed activities	20 persons.
	Location Description	813 S. Michigan St., South Bend, IN 46601
	Planned Activities	The national objective is Low/Mod-Income Limited Clientele. The Matrix Code is 03T Homeless/AIDS Patients Programs.

16	Project Name	Center for the Homeless – Coordinated Entry
	Target Area	Low- and Moderate-Income Areas
	Goals Supported	HOM-2 Operation/Support
	Needs Addressed	Homeless Priority
	Funding	CDBG: \$50,000
	Description	Subsidize the cost of a staff person to manage the St. Joseph County Regional Planning Council Coordinated Entry program.
	Target Date	12/31/2020
	Estimate the number and type of families that will benefit from the proposed activities	453 persons.
	Location Description	813 S. Michigan St., South Bend, IN 46601
17	Planned Activities	The national objective is Low/Mod-Income Limited Clientele. The Matrix Code is 03T Homeless/AIDS Patients Programs.
	Project Name	South Bend Heritage Foundation – Support Housing Resident Assistant
	Target Area	Low- and Moderate-Income Areas
	Goals Supported	HOM-2 Operation/Support
	Needs Addressed	Homeless Priority
	Funding	CDBG: \$60,000
	Description	Subsidize the cost of a staff person to act as a resident assistant at South Bend Heritage Foundation's supportive housing.
	Target Date	12/31/2020
	Estimate the number and type of families that will benefit from the proposed activities	32 persons.
18	Location Description	924 W. Indiana Ave., South Bend, IN 46613
	Planned Activities	The national objective is Low/Mod-Income Limited Clientele. The Matrix Code is 03T Homeless/AIDS Patients Programs.
	Project Name	South Bend Police Department – Foot Patrols
	Target Area	Low- and Moderate-Income Areas
	Goals Supported	CDS-7 Public Safety

	Needs Addressed	Community Development Priority
	Funding	CDBG: \$90,000
	Description	Subsidize salary costs of police department foot patrols in Neighborhood Reclamation Areas.
	Target Date	12/31/2020
	Estimate the number and type of families that will benefit from the proposed activities	43,000 persons.
	Location Description	Neighborhood Reclamation Areas
	Planned Activities	The national objective is Low/Mod-Income Area Benefit (LMA). The Matrix Code is 05I Crime Awareness/Prevention.
19	Project Name	Department of Innovation – Digital Divide
	Target Area	Low- and Moderate-Income Areas
	Goals Supported	CDS-2 Community Facilities
	Needs Addressed	Community Development Priority
	Funding	CDBG: \$100,000
	Description	Extend free wi-fi accessibility to low- and moderate-income neighborhoods via community centers.
	Target Date	12/31/2020
	Estimate the number and type of families that will benefit from the proposed activities	8,990 persons.
	Location Description	227 W. Jefferson Blvd, South Bend, IN 46601
	Planned Activities	The national objective is Low/Mod-Income Clientele. The Matrix Code is 03E Neighborhood Facilities.
20	Project Name	South Bend Heritage Foundation – PSH New Construction
	Target Area	Low- and Moderate-Income Areas
	Goals Supported	HOM-4 Permanent Supportive Housing
	Needs Addressed	Homeless Priority
	Funding	HOME: \$970,000

	Description	CHDO Project - Funding for South Bend Heritage Foundation to construct permanent supportive housing. Location is TBD.
	Target Date	12/31/2020
	Estimate the number and type of families that will benefit from the proposed activities	20 persons.
	Location Description	TBD
	Planned Activities	The national objective is Low/Mod-Income Housing. The Matrix Code is 12 Construction of Housing.
21	Project Name	Oaklawn - TBRA
	Target Area	Low- and Moderate-Income Areas
	Goals Supported	SNS-1 Housing
	Needs Addressed	Other Special Needs Priority
	Funding	HOME: \$107,488
	Description	Subsidize rents for severely mentally ill Oaklawn Psychiatric Center clients.
	Target Date	12/31/2020
	Estimate the number and type of families that will benefit from the proposed activities	20 persons.
	Location Description	415 E. Madison, South Bend, IN 46617
22	Planned Activities	The national objective is Low/Mod-Income Housing. The Matrix Code is 12 Construction of Housing.
	Project Name	Department of Community Investment – Consortium Admin
	Target Area	Low- and Moderate-Income Areas
	Goals Supported	APM-1 Administration, Planning, and Management
	Needs Addressed	Administration, Planning, and Management Priority
	Funding	HOME: \$40,000
	Description	DCI staff will administer the St. Joseph County Housing Consortium's HOME grant and contract for the Analysis of Impediments to Fair Housing Choice (AI).

	Target Date	12/31/2020
	Estimate the number and type of families that will benefit from the proposed activities	1 Other.
	Location Description	Citywide.
	Planned Activities	The Matrix Code is 21A General Program Administration.
23	Project Name	Emergency Solutions Grant
	Target Area	Low- and Moderate-Income Areas
	Goals Supported	HOM-1 Housing HOM-2 Operation/Support
	Needs Addressed	Homeless Priority
	Funding	ESG: \$218,253
	Description	Subsidize the costs of operating emergency homeless shelters; provide case management and rent/utility assistance for individuals and families transitioning out of homelessness; subsidize the cost of DCI's administration of the ESG program.
	Target Date	12/31/2020
	Estimate the number and type of families that will benefit from the proposed activities	1,703 persons.
	Location Description	Citywide.
	Planned Activities	The national objective is Low/Mod Income Clientele Benefit (LMC). The project matrix code is 05F Substance Abuse Services, 05G Services for Victims of Domestic Violence, Dating Violence, Sexual Assault, or Stalking, 05Q (Subsistence Payments), 05S (Rental Housing Subsidies), and 05T (Security Deposit).

AP-50 Geographic Distribution – 91.220(f)

Description of the geographic areas of the entitlement (including areas of low-income and minority concentration) where assistance will be directed

The following information provides a profile of the population, age, and racial/ethnic composition of the City of South Bend. This information was obtained from the U.S. Census Bureau American Factfinder website, <http://factfinder.census.gov>. The 2013-2017 American Community Survey 5-Year Estimates were used to analyze the social, economic, housing, and general demographic characteristics of the City of South Bend. The 5-year estimates are the most recent data available for the City.

POPULATION:

The City of South Bend's overall population as reported in the 2013-2017 American Community Survey Five-Year Estimates was 101,928:

- Between 2000 and 2010, the population decreased from 107,789 to 102,073
- Since 2000, the population decreased by 5.4%

AGE:

The City of South Bend's age of population:

- Median Age in the City is 33.4 years old
- Youth under age 18 account for 26.8% of the population
- Adults between the ages of 35 and 54 account for 23.5% of the population
- Seniors over the age of 65 account for 12.6% of the population

RACE/ETHNICITY:

Racial/ethnic composition of the City of South Bend from the 2013-2017 American Community Survey Five Year Estimates:

- 63.1% are White
- 26.4% are Black or African American
- 0.4% are American Indian or Alaska Native
- 1.4% are Asian
- 0.1% are Native Hawaiian and Other Pacific Islander
- 4.2% are Other
- 4.2% are Two or more races
- 14.4% of residents identified as Hispanic or Latino

INCOME PROFILE:

At the time of the 2013-2017 American Community Survey, median household income in the City of South Bend was \$37,441.

- 29.3% of households have earnings received from Social Security Income
- 2.7% of households have earnings received from public assistance
- 14.2% of households have earnings received from retirement income
- 39.5% of female-headed households with children under the age of 18 were living in poverty
- 37.3% of all youth under 18 years of age were living in poverty

The City of South Bend has an overall low- and moderate-income percentage of 53.8%. 78 out of 124 block groups in the City are over 51% low- and moderate-income.

ECONOMIC PROFILE:

The following illustrates the economic profile for the City of South Bend as of the 2013-2017 American Community Survey:

- 8.4% of the employed civilian population had occupations classified as professional, scientific, and management, and administrative, and waste management services
- 28.3% were considered employed in the educational services, health care, and social assistance
- 10.6% of workers were arts, entertainment, and recreation, and accommodation and food service
- 11.2% of workers were considered retail trade
- 87.3% of workers were considered in private wage and salary workers class
- 3.9% of workers were considered in the self-employed workers in their own not incorporated business

According to the U.S. Labor Department, the preliminary unemployment rate for the City of South Bend in August of 2019 was 4.1% compared to a seasonally adjusted rate of 3.3% for the State of Indiana.

The City of South Bend will provide CDBG funds to activities principally benefitting low/mod income persons and areas in the City.

Geographic Distribution

Target Area	Percentage of Funds
Low- and Moderate-Income Areas	100%

Table 56 - Geographic Distribution

Rationale for the priorities for allocating investments geographically

The City of South Bend will allocate its CDBG funds to those geographic areas whose residents are above the 51% low- and moderate-income rate. At least 70% of all the City's CDBG funds that are budgeted for

activities will principally benefit low- and moderate-income persons. The following guidelines for allocating CDBG and HOME funds were used by the City for the FY 2020 Program Year:

- The public services activities are for social service organizations whose clientele are considered lower income or in certain cases, a limited clientele with a presumed low- and moderate-income status.
- The public facilities activities are either located in a low- and moderate-income census tract/block group, have a low- and moderate-income service area benefit, or have clientele over 51% low- and moderate-income.
- The infrastructure improvement activities are either located in a low- and moderate-income census tract/block group or have a low- and moderate-income service area benefit or clientele, which is over 51% low- and moderate-income.
- The housing activities have income eligibility criteria; therefore, the income requirement limits funds to low- and moderate-income households throughout the City.
- Economic development projects will either be located in a low- and moderate-income census tract/block group, or a poverty tract greater than 20%, or part of a redevelopment area, or 51% of the jobs will be made available to low- and moderate-income households.

The proposed Activities/Projects under the FY 2020 CDBG and HOME Program Year are located in areas with the highest percentages of low- to moderate-income persons and those block groups with a percentage of minority persons above the average for the City of South Bend.

The HOME funds will be used for administration and for housing projects. These funds will be targeted to low-income persons and projects designed to provide affordable housing to low-income persons and are usually located in low- and moderate-income areas.

The ESG funds will be used for street outreach, emergency shelters, homeless prevention, rapid re-housing, and HMIS. Funding will also be used for the renovations, operating expenses, and essential services such as child care, drug and alcohol abuse education, job training, and counseling for homeless individuals and organizations that serve the homeless. The disbursement is based on need of each shelter or agency, not by geographic area.

Discussion

The City is allocating its CDBG funds to areas or projects/activities which predominantly benefit low- and moderate-income persons to rehabilitate or construct new housing for low- and moderate-income households; to create low- and moderate-income jobs; and to projects/activities that benefit the low- and moderate-income population.

Affordable Housing

AP-55 Affordable Housing – 91.220(g)

One Year Goals for the Number of Households to be Supported	
Homeless	44
Non-Homeless	84
Special-Needs	20
Total	148

Table 57 - One Year Goals for Affordable Housing by Support Requirement

One Year Goals for the Number of Households Supported Through	
Rental Assistance	64
The Production of New Units	26
Rehab of Existing Units	45
Acquisition of Existing Units	13
Total	148

Table 58 - One Year Goals for Affordable Housing by Support Type

Discussion

During the FY 2020 Program Year, the City intends to fund the following housing activities:

CDBG Funds:

- Community Homebuyers Corporation – Forgivable Second Mortgage – 13 units
- South Bend Heritage Foundation – Rehab – Two units at Chapin St – 2 units
- South Bend Heritage Foundation – Rehab – Two units at W. LaSalle Ave – 2 units
- 466 Works – New Construction – One Single-Family Home on Dayton Street – 1 unit
- Near Northwest Neighborhood, Inc. – New Construction – Two Single-Family Homes on Van Buren and Sherman – 2 units
- South Bend Heritage Foundation – New Construction – One Single-Family Home on St. Louis – 1 unit
- Near Northwest Neighborhood, Inc. – One Duplex on Harrison or Sherman – 2 units
- Department of Community Investment – Pilot Home Repair Program – 15 units
- Rebuilding Together – 17 units

HOME Funds

- South Bend Heritage Foundation – PSH New Construction – 20 units
- Oaklawn – Tenant-Based Rental Assistance – 20 units

ESG Funds

- YWCA – Rapid Re-Housing TBRA – 27 units
- Youth Service Bureau – Rapid Re-Housing TBRA – 17 units

DRAFT

AP-60 Public Housing – 91.220(h)

Introduction

According to the Five Year and Annual Plan for 2018-2022, HASB's progress in meeting their mission and goals states that HASB will attain and maintain high performer status in both of its housing programs. The Housing Authority of South Bend has struggled to form Resident Councils and Resident Advisory Boards. The Housing Authority of South Bend has strategized in recruiting more Section 8 Housing Choice landlords. Demand among public housing residents for Section 8 Housing Choice Vouchers has increased.

The Housing Authority of South Bend has the following units:

- Monroe Plaza – 91 units
- Rabbi Albert M. Shulman Complex – 127 units
- Laurel Court – 42 units
- South Bend Ave – 20 units
- LaSalle Landing – 24 units
- WestScott/Quads – 179 units
- Harber Homes – 54 units
- Edison and Twyckenham – 38 units
- Scattered Sites – 239 units
- Total – 814 units

There are sixty-two (62) units that are considered accessible in the Housing Authority of South Bend's public housing inventory.

The Housing Authority of South Bend administers 2,021 Section 8 Housing Choice Vouchers as of April 22, 2019. A total of 1,937 of these vouchers are living in Section 8 Housing. Demand for a quality Section 8 Housing rental exceeds the supply of decent, affordable rental units. Section 8 Housing is currently at 95% occupancy. There were 1,489 families/individuals on the Housing Choice Voucher waiting list as of September 30, 2019 (the last waiting list available). The waiting list is currently closed.

Actions planned during the next year to address the needs to public housing

The Housing Authority of South Bend has organized its fourteen (14) developments of 326 buildings into four Asset Management Planning (AMP) units. HASB submitted its Five Year Plan Update for its FY 2018 through FY 2022 Public Housing Capital Fund Program Grant, along with its complete Five Year Plan on June 1, 2018. The Capital Fund Grant award for FY 2019 was \$1,963,947. The Housing Authority of South Bend has determined that the current housing is worth preserving and will not be converted to RAD. However, improvements are needed on all public housing properties, for which HASB plans to utilize its Capital Fund.

The major work items for the Housing Authority of South Bend's properties are as follows: replacement of showers, furnaces, doors, exterior lighting, boilers, window blinds, ceiling panels, potable water tanks, roofs, retaining walls, air conditioners, and central air; addition of exterior lighting, gas line metering, security cameras, and automatic sprinkling; repairs of fencing, fire pumps, and retaining walls; landscaping; repaving parking lots; refurbishing elevator cabs and the day care; upgrading plumbing; painting units; and general rehab work.

Actions to encourage public housing residents to become more involved in management and participate in homeownership

The Housing Authority of South Bend currently has no resident councils. The Housing Authority has attempted to create them for four (4) years, but the councils cannot sustain themselves once the participation of Housing Authority officials ends. Participation in the Family Self-Sufficiency program is high. There are over 60 participants that are involved in the Family Self-Sufficiency program, which has a community service component and cultivates involvement in this regard.

The Housing Authority of the City of Mishawaka has resident involvement in its senior living facilities. Both councils are active. The Mishawaka Housing Authority does not have a Family Self-Sufficiency program.

If the PHA is designated as troubled, describe the manner in which financial assistance will be provided or other assistance

The Housing Authority of South Bend and the Housing Authority of the City of Mishawaka are not designated as troubled. Not applicable.

Discussion

The Housing Authority of South Bend is going to continue to pursue its goals of no longer being considered "troubled." The Housing Authority of South Bend is will continue to modernize its public housing properties and encourage new landlords to participate in the Section 8 Program and modernize rental housing to meet Federal code standards.

AP-65 Homeless and Other Special Needs Activities – 91.220(i)

Introduction

The Five Year Consolidated Plan is to serve as a consolidated planning document, an application, and a strategic plan for the City South Bend, IN. The following goals and objective for the City of South Bend's Homeless Strategy have been identified for the five year period of FY 2020 through FY 2024.

- **HOM-1 Housing** - Promote and assist in developing housing opportunities for persons and families experiencing homelessness, and those who are at-risk of becoming homeless.
- **HOM-2 Operations/Support** - Promote and assist in program support services for the homeless.
- **HOM-3 Homeless Prevention** - Promote and assist in anti-eviction and prevention of unfair housing practices which may contribute to homelessness.
- **HOM-4 Permanent Supportive Housing** - Promote and assist in the development and supportive service provisions of permanent supportive housing options.
- **HOM-5 Shelter Housing** - Support and assist in the development and operations of shelters for persons who are homeless or victims of domestic violence.

Describe the jurisdictions one-year goals and actions for reducing and ending homelessness including reaching out to homeless persons (especially unsheltered persons) and assessing their individual needs

Prior to joining the IN Balance of State the St. Joseph County CoC, now the Region 2a Planning Council, voted to support the requirement of Coordinated Entry for all providers serving the homeless and adopted the use of the VI-SPDAT as an assessment tool. The Point In Time Count for St. Joseph County in 2019 reported a total of 413 homeless individuals and 325 homeless households. Of these, only 15 persons, or 3.6%, were unsheltered. There were 180 persons in transitional housing, and 218 persons that were housed in emergency shelter. There were 56 homeless and 4 chronically homeless families with children. There were 19 unaccompanied youths that were homeless in 2018. Of the 413 homeless individuals reported, 65 (15.7%) were considered chronically homeless. There were 33 homeless Veterans, and five (5) of the homeless Veterans was considered chronically homeless. This indicates a need for greater outreach and shelter/housing options for these special needs groups.

Families with children – The Point In Time count for 2018 reported 41 homeless households with children in St. Joseph County, for a total of 129 persons. Numbers were higher in 2019 at 56 homeless households and 137 persons.

Veterans and their families – The Center for the Homeless has a Veterans Annex that specifically serves homeless Veterans in the region. Homeless Veterans often require additional services, with mental health services being the most commonly cited need. The number of homeless Veterans in St. Joseph County has decreased from 51 in 2018 to 33 in 2019.

Unaccompanied youth – Teens aging out of foster care, and young adults in the 18-24 transition stage can be hard to locate. Many of them are staying with friends and family temporarily, but are technically

homeless. Unaccompanied youth may also move between different shelters. There were 27 unaccompanied youth counted in the 2018 Point In Time count, and 19 unaccompanied youth counted in 2019 for St. Joseph County.

Organizations that received CoC funding in St. Joseph County have adopted Coordinated Entry to better evaluate the needs of homeless individuals seeking services. Weather Amnesty Days has created an opportunity for providers to communicate with the homeless, through service providers that do not have their own resources to create events. It was assumed that a Gateway Center would provide a centralized location for outreach, intake and assessment of the homeless in the region

Addressing the emergency shelter and transitional housing needs of homeless persons

The Point In Time count for 2018 reported 41 homeless households with children in St. Joseph County, for a total of 129 persons. Numbers were higher in 2019 at 56 homeless households and 137 persons. Of the homeless households in 2019, 0 were unsheltered, but 54 persons were in emergency shelters. The number of individuals in emergency shelter among all homeless populations was 218, which is more than half of the 413 homeless persons counted in 2019. There were 180 total persons in transitional housing. Households without children most frequently utilized emergency shelter over transitional housing.

The Center for the Homeless assists in coordinating homeless individuals and families, including Veterans, to services for adult self-sufficiency, children's support, developmental services, and mental health care. The Center for the Homeless has a Veteran's Annex to assist this population. Life Treatment Centers assists in accommodating homeless Veterans, offering 24 beds.

AIDS Ministries/AIDS Assist has programs for education, which includes awareness and prevention of HIV/AIDS, testing, and the distribution of the PrEP pill to reduce the risk of HIV/AIDS in at-risk individuals. All programs are available to homeless individuals, and AMAA receives funding for housing for homeless individuals or individuals at-risk of homelessness.

Youth Service Bureau provides a variety of housing and outreach programs for area youth that are homeless or at-risk of homeless. These programs include street outreach, a drop-in center for intake, a young mothers' program, and youth development services.

Oaklawn Psychiatric Center provides services for adults and children with mental health needs. Oaklawn conducts outreach for its targeted. All listed agencies participated in the development of Coordinated Entry for St. Joseph County.

The City, along with service providers Hope Ministries and Center for the Homeless, have conducted a weather amnesty program based on specific timeframe of November 1 to April 1 the last three years. Life Treatment Center has been a provider for weather amnesty but indicated they could no longer do

so as of the 2018/19 period. Weather Amnesty provides a warm sleeping site from 8PM to 8AM. Outside of these hours, other than the few day centers available, the homeless are back on the street.

Helping homeless persons (especially chronically homeless individuals and families, families with children, veterans and their families, and unaccompanied youth) make the transition to permanent housing and independent living, including shortening the period of time that individuals and families experience homelessness, facilitating access for homeless individuals and families to affordable housing units, and preventing individuals and families who were recently homeless from becoming homeless again

The Indiana Balance of State CoC's written standards focus on a Housing First Model and follow the best practices of that model. The written standards utilize several strategies to increase the number of people that exit Emergency Shelter, Transitional Housing, and Rapid Re-housing to Permanent Housing destinations. Evaluations of these standards will be based on the length-of-time homeless of an individual or family in Emergency Shelter, Transitional Housing, or Rapid Re-Housing. The CoC will seek to make progress on the turnover rate of individuals and families, the targeting of individuals and families based on risk, and the number of positive exits into Permanent Housing.

The Mayor of the City of South Bend established a Working Group on Chronic Homelessness in 2017. The Working Group released a report in the same year that analyzed the gaps in care for homeless individuals and families and proposed policies to address the gaps. The report recommended data sharing among homeless service providers, "Community ID Cards" for those utilizing homeless care, an intake center, and the construction of Permanent Supportive Housing.

The "Gateway" or Intake center was proposed as a temporary location for those individuals experiencing homelessness as they prepare for placement in permanent supportive housing. The Working Group Report supported this concept, in combination with the development of PSH units, as the stay was discussed as a matter of weeks in anticipation of movement to units.

It was also discussed that it would serve as a new location for the Coordinated Entry process already under contract for design and development with the Center for the Homeless housing the position.

There was an unsuccessful process to select a location for the proposed "Gateway Center" in the Southeast neighborhood.

St. Joseph County severely lacks Permanent Supportive Housing. Though there are a number of emergency shelters and transitional homes, these shelters are full because residents cannot be moved to Permanent Supportive Housing due to a limited supply. Permanent Supportive Housing can be placed throughout the region, provided that supportive services are close by or readily accessible through public transit. Permanent Supportive Housing has faced resistance from the public when it has been proposed for construction in the past.

The City of South Bend has 104 VASH Vouchers which are administered through the Housing Authority of South Bend and the VA Hospital Annex in Mishawaka. Life Treatment Centers has been successful in transitioning Veterans from its shelters through the VASH program at a 75-76% success rate.

Helping low-income individuals and families avoid becoming homeless, especially extremely low-income individuals and families and those who are: being discharged from publicly funded institutions and systems of care (such as health care facilities, mental health facilities, foster care and other youth facilities, and corrections programs and institutions); or, receiving assistance from public or private agencies that address housing, health, social services, employment, education, or youth needs

The Indiana Balance of State CoC has prioritized Rapid Rehousing in response to the changes in Federal funding. However, given the large number of evictions and foreclosures in the City of South Bend, the CoC would like to expand by creating homelessness prevention programs. Individuals and families that are evicted or foreclosed, face barriers to returning to a secure rental or homeownership state. For this reason, preventing an eviction or foreclosure is more desirable than addressing the need after the person becomes homeless.

Discharge policies at local hospitals are designed to prevent those leaving the hospitals from being referred to the Center for the Homeless. The Center for the Homeless provides emergency shelter and transitional housing for the homeless, along with supportive services. The Regional Planning Council understands that the City and federal funding requires their participation in Coordinated Entry and HMIS but also encourages those providers who do not receive federal dollars to do the same.

Dismas House serves ex-offenders and provides them with housing in St. Joseph County. Dismas House provides food and mentorship for ex-offenders. Dismas House supports its residents in finding permanent housing, but struggles to place residents in decent housing. Most landlords will not rent to ex-offenders and the ex-offenders will only be able to find permanent housing with a slum lord that does not care about their tenants. Space is limited and sex offenders are not allowed to stay in Dismas House.

The Youth Service Bureau assists children in the region with transitional housing, emergency shelter, and other related supportive services. The Youth Service Bureau has tracked students that lack stability and who move between multiple schools, which contributes to the academic gaps in the City, leading to future unemployment and homelessness. Children without support systems frequently “couch-surf” and are difficult to reach with services.

Discussion

Not Applicable.

AP-75 Barriers to affordable housing – 91.220(j)

Introduction:

St. Joseph County's 2020 Analysis of Impediments to Fair Housing Choice has identified the following impediments, along with goals and strategies to address those impediments and affirmatively further fair housing in the County:

Actions it planned to remove or ameliorate the negative effects of public policies that serve as barriers to affordable housing such as land use controls, tax policies affecting land, zoning ordinances, building codes, fees and charges, growth limitations, and policies affecting the return on residential investment

Impediment 1: Fair Housing Education and Outreach - There is a need to educate persons about their rights under the Fair Housing Act and to raise community awareness to affirmatively further fair housing choice, especially for low-income residents, minorities, and the disabled population.

Goal: Improve the public's and local officials' knowledge and awareness of the Fair Housing Act, related laws, regulations, and requirements to affirmatively further fair housing throughout St. Joseph County.

Strategies: To meet this goal, the following activities and strategies may be undertaken by the Cities of South Bend and Mishawaka, and St. Joseph County:

- **1-A:** Continue to promote Fair Housing awareness through media, seminars, and training to provide educational opportunities for all persons to learn about their rights under the Fair Housing Act and Americans with Disabilities Act.
- **1-B:** Continue to prepare and distribute literature and informational material concerning fair housing issues, an individual's housing rights, and a landlord's responsibilities to comply with the Fair Housing Act by making reasonable accommodations.
- **1-C:** Educate residents that they have the right to live outside concentrated areas of poverty.
- **1-D:** Work with the local Board of Realtors to educate and promote fair housing.
- **1-E:** Strive for better intergovernmental cooperation between state and local partners, as well as community groups, to effectively identify and address potential barriers to affordable housing choice.
- **1-F:** Publish forms, informational material, etc. in both English and Spanish.

Impediment 2: Quality of Rental Housing vs. Affordability - St. Joseph County has a limited supply of rental housing that is decent, safe, and affordable and 41.8% of all households are cost overburdened and spend 30% or more of their monthly income on housing.

Goal: Increase the supply of affordable rental housing through new construction and rehabilitation activities.

Strategies: To meet this goal, the following activities and strategies may be undertaken by the Cities of South Bend and Mishawaka, and St. Joseph County:

- **2-A:** Continue to support and encourage community organizations to rehabilitate rental housing.
- **2-B:** Continue to enforce local codes and ordinances, and develop a Rental Registry Program in the City of Mishawaka and St. Joseph County.
- **2-C:** Promote and encourage the public Housing Authorities to offer Section 8 Housing Choice Voucher holders the option to convert to homeownership.
- **2-D:** Continue to fund the Community Homebuyers Corporation's down payment assistance program for qualifying individuals, including tenants that wish to buy homes.
- **2-E:** Continue to fund rental assistance to lower housing costs for the very low income, mentally ill, and homeless.

Impediment 3: Lack of Quality Affordable Homeowner Housing - There is a lack of resources for low- and moderate-income households to purchase a home. Many houses that are available for purchase are in need of substantial rehabilitation work.

Goal: Increase the supply of various types of affordable housing by new construction and rehabilitation activities.

Strategies: To meet this goal, the following activities and strategies may be undertaken by the Cities of South Bend and Mishawaka, and St. Joseph County:

- **3-A:** Support financially, the purchase of starter homes at affordable prices for low- and moderate-income residents throughout St. Joseph County.
- **3-B:** Support and promote the development of affordable infill housing on vacant land.
- **3-C:** Continue to fund the Community Homebuyers Corporation's down payment assistance program for low- and moderate-income homebuyers.
- **3-D:** Support and promote the rehabilitation of owner-occupied homes under the South Bend/UEA Pilot Home Repair Program.
- **3-E:** Provide financial and development incentives to private developers and non-profits to construct and/or rehabilitate affordable housing.
- **3-F:** Encourage and promote the development, construction, and/or rehabilitation of mixed-income housing in areas that are not low-moderate income.

Impediment 4: Continuing Need for Accessible Housing Units - As an older built-up environment, there is a lack of accessible housing units in St. Joseph County. 53.2% of the County's housing units were built over 60 years ago and do not have accessibility features, while 13.7% of the County's population is classified as disabled.

Goal: Increase the number of accessible units for the physically disabled and developmentally delayed through new construction and rehabilitation of existing housing.

Strategies: To meet this goal, the following activities and strategies may be undertaken by the Cities of South Bend and Mishawaka, and St. Joseph County:

- **4-A:** Promote programs to increase the amount of accessible housing through rehabilitation of existing housing stock by homeowners and landlords.
- **4-B:** Encourage the development of new construction of accessible and visitable housing through financial or development incentives.
- **4-C:** Continue to enforce ADA and Fair Housing requirements for landlords to make “reasonable accommodations” for tenants who are disabled.
- **4-D:** Continue to financially support the Fair Housing organizations and legal advocacy groups to assist persons who may be victims of housing discrimination and/or not aware of how to file a housing complaint.
- **4-E:** Continue to promote programs to assist elderly homeowners with accessibility improvements to their properties so they may remain in their own homes.

Impediment 5: Economic Issues Affecting Housing Choice - There is a lack of economic opportunities in the County which prevents low-income households from increasing their income and choosing to live outside areas of concentrated poverty.

Goal: The local economy will provide new job opportunities, which will increase household income, and will promote fair housing choice.

Strategies: To meet this goal, the following activities and strategies may be undertaken by the Cities of South Bend and Mishawaka, and St. Joseph County:

- **5-A:** Strengthen partnerships that enhance local businesses, expand the tax base, and create a more sustainable economy for residents and businesses.
- **5-B:** Support and enhance workforce development and skills training that results in increased job opportunities and a living wage.
- **5-C:** Continue to support programming that enhances entrepreneurship and small business development, expansion, and retention within low- and moderate-income, and minority neighborhoods.
- **5-D:** Continue to promote and encourage economic development with local commercial and industrial firms to expand their operations and increase employment opportunities.

Impediment 6: Impacted Areas of Concentration - There are specific areas throughout the County where the concentration of low-income persons and minorities exceeds 70% of the area’s population.

Goal: Promote the de-concentration of minorities outside the Northwestern and Southeastern sections of the City of South Bend to reduce minority concentration.

Strategies: To meet this goal, the following activities and strategies may be undertaken by the Cities of South Bend and Mishawaka, and St. Joseph County:

-
- **6-A:** Support, promote, and plan for affordable housing developments outside areas of minority concentration.
 - **6-B:** Market and promote housing opportunities for minorities outside areas of minority concentration.
 - **6-C:** Provide assistance to minority households to locate their residences outside areas of high minority concentration.

DRAFT

AP-85 Other Actions – 91.220(k)

Introduction:

The City of South Bend has developed the following actions planned to: address obstacles to meeting underserved needs, foster and maintain affordable housing, reduce lead-based hazards, reduce the number of poverty-level families, develop institutional structures, and enhance coordination between public and private housing and social service agencies.

Actions planned to address obstacles to meeting underserved needs

Despite efforts made by the City of South Bend and social service providers, a number of significant obstacles remain to meeting underserved needs. With funding resources being scarce, funding becomes the greatest obstacle for the City of South Bend to meet its underserved needs. Insufficient funding lessens the ability to fund many worthwhile public service programs, activities, and agencies. Through its planning efforts, the City will use its limited resources to address the City of South Bend's greatest needs and improve the quality of life for its residents. The following obstacles need to be overcome in order to meet underserved needs:

- Lack of decent, safe, sound, and affordable owner and renter housing.
- High cost of construction and rehabilitation work.
- Aging in place population who need accessibility improvements.
- Need major rehabilitation of the City's aging housing stock.
- High eviction rates and foreclosure rates leading to vacant properties.
- Low wages in the service and retail sector job market.

Actions planned to foster and maintain affordable housing

To foster and maintain affordable housing, the City of South Bend proposes the following Five-Year Goals and Strategies:

- **HSS-1 Homeownership Assistance** - Promote and assist in developing homeownership opportunities for low- and moderate-income persons & families.
- **HSS-2 Housing Construction** - Promote and assist in the development of new affordable housing, both rental and sales housing.
- **HSS-3 Housing Rehabilitation** - Promote and assist in the preservation of existing owner and renter occupied housing stock in the City of South Bend.
- **HSS-4 Fair Housing** - Affirmatively further fair housing by promoting fair housing choice throughout the City of South Bend.
- **HSS-5 Lead-Based Paint** - Promote and assist in addressing lead-based paint in owner and renter occupied housing stock in the City of South Bend.

- **HSS-6 Housing Education** - Promote and assist in educating homeowners, tenants, and new homebuyers in best practices for purchase and upkeep, affordable housing rentals, and foreclosure and eviction prevention.
- **HSS-7 Rental Assistance** - Provide funds for tenant based rental assistance to make housing affordable to low- and moderate-income persons and families.

The City of South Bend will continue to work with the City's Human Rights Commission during this program year to again provide education and outreach and conduct activities to affirmatively further fair housing.

Actions planned to reduce lead-based paint hazards

The revised Federal lead-based paint regulations published on September 15, 1999 (24 CFR Part 35) have had a significant impact on many activities – rehabilitation, tenant based rental assistance, and property acquisition – supported by the CDBG program. The St. Joseph County Housing Consortium and the City of South Bend will comply with Title 24 Part 35: Lead-Based Paint Poisoning Prevention in Certain Residential Structures (Current Rule).

The St. Joseph County Housing Consortium and the City of South Bend will ensure that:

- Applicants for rehabilitation funding receive the required lead-based paint information and understand their responsibilities.
- Staff properly determines whether proposed projects are exempt from some or all lead-based paint requirements.
- The level of federal rehabilitation assistance is properly calculated and the applicable lead-based paint requirements determined.
- Properly qualified personnel perform risk management, paint testing, lead hazard reduction, and clearance services when required.
- Required lead hazard reduction work and protective measures are incorporated into project rehabilitation specifications.
- Risk assessment, paint testing, lead hazard reduction, and clearance work are performed in accordance with the applicable standards established in 24 CFR Part 35.
- Required notices regarding lead-based paint evaluation, presumption, and hazard reduction are provided to occupants and documented.
- Program documents establish the rental property owner's responsibility to perform and document ongoing lead-based paint maintenance activities, when applicable.

Program staff monitor owners for compliance with ongoing lead-based paint maintenance activities, when applicable.

The St. Joseph County Housing Consortium and the City of South Bend will ensure that:

- Applicants for homeownership assistance receive adequate information about lead-based paint requirements.
- The staff will properly determine whether proposed projects are exempt from some or all lead based paint requirements.
- A proper visual assessment is performed to identify deteriorated paint in the dwelling unit, any common areas servicing the unit, and exterior surfaces of the building or soil.
- Prior to occupancy, properly qualified personnel perform paint stabilization and the dwelling passes a clearance exam in accordance with the standards established in 24 CFR Part 35.
- The home purchaser receives the required lead-based paint pamphlet and notices.

Actions planned to reduce the number of poverty-level families

According to the 2013-2017 American Community Survey, approximately 25.4% of South Bend's residents live in poverty. Female-headed households with children are particularly affected by poverty at 39.5%, and 37.3% of all youth under the age of 18 were living in poverty.

The City's anti-poverty strategy is based on attracting a range of businesses and supporting workforce development, including job-training services for low-income residents. In addition, the City's is going to continue to partner with local social service organizations that target low-income residents.

Planned economic development and anti-poverty programs include:

- Job-training services through South Bend Career Pathways.
- Developing small businesses.
- Encouraging entrepreneurship among women and minorities.
- Incubating start-ups that begin at Notre Dame.
- Development of new commercial/industrial facilities.
- Homeless prevention services.
- Promotion of new job opportunities.

Actions planned to develop institutional structure

The City of South Bend works with the following agencies to enhance coordination:

- **City of South Bend – Department of Community Investment** - oversees the CDBG and ESG programs, and the HOME program on behalf of the St. Joseph County Housing Consortium.
- **Housing Authority of South Bend** - oversees the improvements to public housing communities, Section 8 Housing Choice Voucher Program and the development of scattered site housing.
- **Social Services Agencies** - the City provides funds to address the needs of low- and moderate-income persons.
- **Housing Providers** - the City provides funds to rehabilitate and develop affordable housing for low- and moderate-income families and individuals.

- **Indiana Balance of State CoC Region 2a Planning Council** - oversees the Continuum of Care Network for St. Joseph County.

As part of the CDBG application planning process, local agencies, and organization are invited to submit proposals for CDBG funds for eligible activities. These groups participate in the planning process by attending the public hearings, informational meetings, and completing survey forms.

Actions planned to enhance coordination between public and private housing and social service agencies

Public Institutions: The City will act as a clearinghouse and facilitator for many of the activities described in the annual action plan. As the local unit of government, the City is empowered to apply for and administer certain types of grants. Support from the City, expressed as a certification of consistency or some other instrument, may be all that is required for some activities. Other activities will involve the more direct participation of the City for funding, acquisition of land or buildings, or in convening meetings of various agencies to iron out differences or strategies on how to seize opportunities. The City will continue to administer the CDBG and ESG programs, and the HOME program on behalf of the St. Joseph County Housing Consortium.

The Housing Authority of South Bend administers public housing and Section 8 Rental Assistance Programs in the City. This Authority is responsible for the management and maintenance of public housing units. The Housing Authority will continue in its efforts to modernize these public housing units in order to provide decent, affordable housing in the City.

Non-Profit Organizations: Non-profit housing agencies play a role in the implementation of this plan. Through the construction of new housing, and the rehabilitation of existing units, these agencies access financing sources such as the Low Income Housing Tax Credit, the Federal Home Loan Bank, and charitable contributions that increase the supply of affordable housing. While some groups focus on the rehabilitation of single units for resale to first time homebuyers, others have attempted to create assisted rental developments.

The City of South Bend works closely with its neighborhood organizations and CDCs to undertake housing development and rehabilitation projects in the City. Two (2) of the CDCs are certified CHDOs and receive funding through the St. Joseph County Housing Consortium to develop additional housing in the City.

Social service agencies are a link between the provision of housing and the population it is intended to serve. The agencies work directly with providers of services to persons with special needs including: mental health, mental retardation, elderly, drug and alcohol addiction and families that are at-risk of becoming homeless. Although these agencies cannot provide housing, they can direct housing efforts where needed and are integral in the planning of housing and services for target populations. Emergency shelters, including the Center for the Homeless, will continue to provide shelter for the homeless.

Private Industry: Several lending institutions cooperate with the City and the St. Joseph County Housing Consortium to provide funding for downpayment assistance and second mortgages. Those lending institutions play an important role by providing financial partnerships that would not otherwise be available to low- and moderate-income households.

Discussion:

Monitoring:

To ensure compliance with applicable requirements, all CDBG, HOME and ESG subrecipients are desktop-monitored multiple times throughout the year. This monitoring occurs with each claim for reimbursement that is submitted to the Department of Community Investment. All subrecipients also receive feedback and/or guidance via email and phone communication, and in-person meetings with DCI staff throughout the year. In addition, Community Investment staff conduct at least eight (8) on-site monitoring visits of sub-grantees every year to review their internal systems. As part of the monitoring visit, DCI staff meet with appropriate members of the sub-grantee staff to review procedures, client files, financial records and other pertinent data. In addition, any new sub-recipient is monitored in its first year of funding.

On-site audits at local agencies receiving CDBG, HOME, and ESG funds are scheduled per the HCD Plan, to ensure compliance. On-site monitoring visits of sub-grantees are conducted approximately every two years to review their internal systems and ensure compliance with applicable requirements. A minimum of eight (8) on-site audits are completed annually. The audits are performed by two DCI staff members that review accounting procedures and program rules. On-site monitoring visits are in addition to the desk audits completed when reviewing subrecipient claims, constant communication on projects via phone and email, and various meetings to discuss program issues. Each claim for payment submitted by a subrecipient requires a progress report relevant to the goals stated in the Scope of Services.

The monitoring process is not a “one-time” event. The process is an on-going system of planning, implementation, communication and following-up.

Program Specific Requirements

AP-90 Program Specific Requirements – 91.220(I)(1,2,4)

Introduction:

The City of South Bend receives an annual allocation of CDBG funds. Since the City receives this federal allocation the questions below have been completed, as they are applicable.

Community Development Block Grant Program (CDBG) Reference 24 CFR 91.220(I)(1)

Projects planned with all CDBG funds expected to be available during the year are identified in the Projects Table. The following identifies program income that is available for use that is included in projects to be carried out.

1. The total amount of program income that will have been received before the start of the next program year and that has not yet been reprogrammed	\$2,000.00
	\$0.00
2. The amount of proceeds from section 108 loan guarantees that will be used during the year to address the priority needs and specific objectives identified in the grantee's strategic plan	\$0.00
3. The amount of surplus funds from urban renewal settlements	\$0.00
4. The amount of any grant funds returned to the line of credit for which the planned use has not been included in a prior statement or plan.	\$0.00
5. The amount of income from float-funded activities	\$2,000.00

Total Program Income

Other CDBG Requirements

1. The amount of urgent need activities	\$0.00
2. The estimated percentage of CDBG funds that will be used for activities that benefit persons of low and moderate income. Overall Benefit - A consecutive period of one, two or three years may be used to determine that a minimum overall benefit of 70% of CDBG funds is used to benefit persons of low and moderate income. Specify the years covered that include this Annual Action Plan.	100%

**HOME Investment Partnership Program (HOME)
Reference 24 CFR 91.220(l)(2)**

- 1. A description of other forms of investment being used beyond those identified in Section 92.205 is as follows:**

The St. Joseph County Housing Consortium does not intend to use any other forms of investment other than those described in 24 CFR 92.205(b).

- 2. A description of the guidelines that will be used for resale or recapture of HOME funds when used for homebuyer activities as required in 92.254, is as follows:**

See attachments

- 3. A description of the guidelines for resale or recapture that ensures the affordability of units acquired with HOME funds? See 24 CFR 92.254(a)(4) are as follows:**

No units will be acquired with HOME funds by the HOME Consortium.

- 4. Plans for using HOME funds to refinance existing debt secured by multifamily housing that is rehabilitated with HOME funds along with a description of the refinancing guidelines required that will be used under 24 CFR 92.206(b), are as follows:**

The St. Joseph County Housing Consortium does not intend to refinance any existing debt for multifamily housing that will be rehabilitated with HOME Funds.

Discussion:

The City of South Bend was designated a "Participating Jurisdiction" under the HOME Investment Partnership Program by forming the St. Joseph County Housing Consortium. The HOME Consortium consists of the Cities of South Bend and Mishawaka, and unincorporated areas of St. Joseph County.

Emergency Solutions Grant (ESG)
Reference 91.220(l)(4)

1. Include written standards for providing ESG assistance (may include as attachment)

The Regional Planning Council (RPC) agrees that any client is eligible to receive assistance up to 12 months within a 3-year period as determined by the certification process required for all ESG clients. In December 2014 the RPC agreed to extend the time period for youth to a maximum of 24 months. The RPC anticipates this timeframe to be of assistance, and believes it supports the rapid re-housing emphasis of the program. It is the case manager's responsibility to document client need and ensure that ESG is the most appropriate assistance for the client. Any potential client must go through a detailed intake process in order to determine and document eligibility to participate in the program. Case managers will consistently reevaluate the need for assistance during the 12 month period. All sub-grantees are expected to provide support to clients for the full time necessary to stabilize that client and provide for the likelihood of a positive housing outcome after assistance.

Also approved by the RPC in December 2014 was the option for an agency to tier the rent assistance over the 12-month period. For example, 100% assistance would be provided for the first three (3) months, 75% for months four (4) through six (6), 50% for months seven (7) through nine (9), and 25% for the remaining three months of the period. This scale may be adjusted for youth that are eligible for 24 months of assistance.

2. If the Continuum of Care has established centralized or coordinated assessment system that meets HUD requirements, describe that centralized or coordinated assessment system.

The RPC started implementing coordinated entry in 2017. Agencies agreed to the use of the VI-SPDAT to coordinate with the BoS use of the assessment tool. Specific days/times and locations were agreed upon for outreach. Monthly meetings occur to review and update the list with referrals being made as appropriate.

3. Identify the process for making sub-awards and describe how the ESG allocation available to private nonprofit organizations (including community and faith-based organizations).

The City of South Bend has the final decision-making authority on the selection of proposals to be funded. Proposals will be evaluated and preference given to those which address the following:

- Priority is given to agencies that are actively involved in the Regional Planning Council;
- Allow for the use of ESG Program funds so that as many homeless individuals and families as possible will be assisted;

- Demonstrate a commitment to the project in terms of time, effort, resources, etc.;
- Include a realistic, detailed financial package that documents the ability of the applicant entity to match the Emergency Solutions Grant funds and demonstrates the ability to leverage financing from other sources. (Expenditures should be explained);
- Describe the nature and extent of the (documented) unmet homeless need within the applicant's jurisdiction and detailed extent to which the proposed activities address the need;
- Provide the ability of the applicant entity to carry out the proposed activities within the 2019 program year;
- Demonstrate effectiveness in serving the homeless, including the ability to establish, maintain, and/or improve the self-sufficiency of homeless individuals;
- Timeliness of reimbursement requests/draw requests will be considered for currently or previously funded entities; and,
- It is a HUD policy that, within the framework of constitutional church-state guidelines, faith-based organizations should be able to compete on an equal footing with other organizations for Federal funding. Accordingly, organizations that are faith-based are eligible, on the same basis as any other organization, to participate in HUD programs and activities, and therefore the City of South Bend's HUD-funded programs and activities.

4. If the jurisdiction is unable to meet the homeless participation requirement in 24 CFR 576.405(a), the jurisdiction must specify its plan for reaching out to and consulting with homeless or formerly homeless individuals in considering policies and funding decisions regarding facilities and services funded under ESG.

The City, along with the Regional Planning Council, has as their combined agenda the development of a long-term plan to include homeless participation on the Continuum. All sub-grantees are required to involve program participants in the operation of their ESG-funded programs. This involvement can be in the form of a program participant's' employment or volunteering in program activities such as construction, renovation, maintenance, general operation of facilities, and provision of services. For example, a shelter might involve participation in ongoing maintenance tasks or other operations of the facility such as staffing the reception desk. This involvement can include paid and/or volunteer work. One formerly homeless individual serves on the St. Joseph County Regional Planning Council.

5. Describe performance standards for evaluating ESG.

The City, like HUD, recognizes that performance standards will evolve over the next few years as ESG sub-grantees improve their program outcomes through evaluation of HMIS data and through the integration of ESG services into the Continuum of Care. Implementation of the Emergency Solutions Grant will allow the City to gain baseline data about specific performance measures and performance standards. Information from FY 2012 through FY 2016 is used to

further refine measures and standards for the FY 2017 ESG funds. When developing the performance standards, the City will also consider which data elements were required to be collected in HMIS for ESG, and additional data elements included in the March 2010 HMIS Data Standards. Discussion to date has included standards of housing stability; maintaining income/employment; access to other resources assistance; and the ability of a client to not fall back into a homeless situation. The CoC will continue to be a consulting partner as the ESG performance standards are finalized.

The list below is from the 2012 Substantial Amendment related to ESG. The City is currently in discussion with the BoS regarding whether these may change so that South Bend's plans, goals, and processes coordinate with and support the broader BoS efforts.

Performance Measures for Homelessness Prevention: A reduction in the number of homeless households involving families with children (a priority need for homeless assistance within the local RPC community)

Expected Outcome: At least 35% of participants assisted will remain in permanent housing six (6) months after the last assistance provided under ESG.

Performance Measure for Homeless Rapid Rehousing: A reduction in the number of homeless households involving families with children, both sheltered and unsheltered (a priority need for homeless assistance within the local RPC community).

Expected Outcome: At least 35% of participants assisted will remain in permanent housing six (6) months after the last assistance provided under ESG.